rollingcenter.com

ACCESSORI PER PORTONI

Accessories for sliding and folding doors
Zubehör fuer Falt - und Schiebetore
Accessoires pour portes coulissantes
Accesorios para puertas correderas
Аксессуары для ворот

A

GIPI4RP/Z
GIPI4R/Z

B

CA 4RPD/RNPD
CA 4RD/RND
P16/...
P20/...

C

34 / ...
39 P/G
32 P/G

D

ALPHA
66
66 DX/SX

E

CRN4 ARRP
CRN4 GA

F

M20
M20P
M25C
30
30F

G

83

H

36/95/97
DX/SX

I



79/80
81/82

J

CRN1
CRN1 PIANA
CRN1A
CRN1A PIANA
CRN1AC

K



187
85/V
85/
86

L

CRN3 ARRP
CRN3 GA

M

35 F41
35 F...

N

75

O

M 25 L
M 30 L

P

37/54/55

150

151

152/25-30

Q

69/1

A

70 P/G/M
71 Z

B

GIPI4RP/Z
GIPI4R/Z

C

CA 4RP/RPN
CA 4RPD/RNPD
CA 4RD/RND
P16/...
P20/...

D

34 / ...
39 P/G
32 P/G

E

78
78S

F

73/74 DX/SX

G

ALPHA
66
66 DX/SX

H

M20
M20P
M25C
30
30F

I

83

J

36/95/97
DX/SX

K



79/80
81/82

L

F51P/G/M

M

38/30
38/40

N

CRN4P
CRN4
CRN4AP
CRN4A

O

84

P



CRN2AC PIANA
CRN2AC
CRN2P
CRN2
CRN2AP
CRN2A

Q



187
85/V
85/O
86

R

150
151
37/54/55
152/25-30

S

75

T

M 25 L
M 30 L

U

CRN1AC PIANA
CRN1AC
CRN1P
CRN1
CRN1AP
CRN1A

V

CRN3AC PIANA
CRN3AC
CRN3P
CRN3
CRN3AP
CRN3A

W



CRN5P
CRN5
CRN5AP
CRN5A

Z

69/1

A

68

B

1224 PSV
1227 PSO

C

RNP 40
RNP 48
RNP 60
RNP 65
RNP 70
RNP 80

D

ALPHA
66
66 DX/SX

E



58/40 Z-G
58/48 Z-L
58/...

F

M20
M20P
M25C
30
30F

G

83

H

36/95/97
DX/SX

I



79/80
81/82

J

P 83

K

NEW OMEGA

SISTEMA
IBBI

FLOOR Z6

ANGULA Z

L

75

M

M 25 L
M 30 L

N

37/54/55

150

151

152/25-30

O

84

Maniglie dritte con piastra tropicalizzata e verniciata

I Straight handles with plate
UK Griffe mit Platte
D Poignée droite avec plaque
F Manilla recta para atornillar
E Ручка прямая с крепежными пластинами
RUS

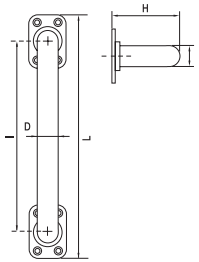

Articolo - Article		D	I	H	L		
Riferimento - Reference		∅	mm			N°	
M 20 P	MN 00 20 OP	20	180	66	230	20	5,2
M 20 PR	MN 00 20 RP	20	180	47	230	20	4,9
M 28 P	MN 00 28 OP	28	280	82	345	10	5,9
M 28 PR	MN 00 28 RP	28	280	59	345	10	5,1

Maniglie a 45° con piastra tropicalizzata e verniciata

I 45° handles with plate
UK Griffe 45° mit Platte
D Poignée à 45° avec plaque
F Manilla a 45° con placa para atornillar
E Ручка под 45° с крепежными пластинами
RUS

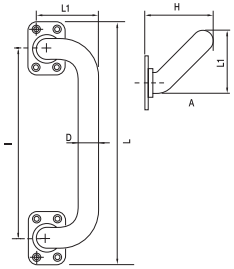

Articolo - Article		D	I	H	L	L1		
Riferimento - Reference		∅	mm				N°	
M 20 P 45	MN 45 20 OP	20	180	66	230	75	10	3,6
M 28 P 45	MN 45 28 OP	28	280	85	345	110	10	7,6

Maniglie a 90° con piastra tropicalizzata e verniciata

I 90° handles with plate
UK Griffe 90° mit Platte
D Poignée à 90° avec plaque
F Manilla a 90° con placa para atornillar
E Ручка под 90° с крепежными пластинами
RUS

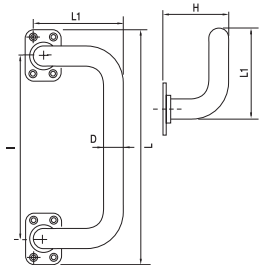

Articolo - Article		D	I	H	L	L1		
Riferimento - Reference		∅	mm				N°	
M 20 P 90	MN 90 20 OP	20	180	66	230	90	10	4,2
M 28 P 90	MN 90 28 OP	28	280	82	345	135	5	4,6

Maniglie dritte con boccole tropicalizzate e verniciate

I Straight handles with bushings
UK Griffe mit Buchse
D Poignée droite avec vis
F Manilla recta con casquillos
E Ручка прямая под винт
RUS

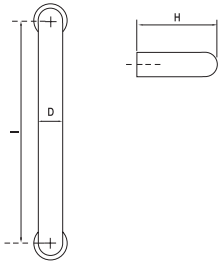

Articolo - Article		D	I	H	F		
Riferimento - Reference		∅	mm			N°	
M 20 B	MN 00 20 OB	20	180	62	M8	20	4,3
M 28 B	MN 00 28 OB	28	280	78	M8	10	4,5

Maniglie a 45° con boccole tropicalizzate e verniciate

I 45° handles with bushings
UK Griffe 45° mit Buchse
D Poignée à 45° avec vis
F Manilla a 45° con casquillos
E Ручка под 45° под винт
RUS

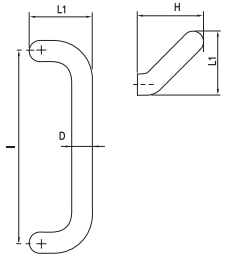

Articolo - Article		D	I	H	L1	F		
Riferimento - Reference		∅	mm				N°	
M 20 B 45	MN 45 20 OB	20	180	62	75	M8	20	5,8
M 28 B 45	MN 45 28 OB	28	280	78	110	M8	10	6,9

Maniglie a 90° con boccole tropicalizzate e verniciate

I 90° handles with bushings
UK Griffe 90° mit Buchse
D Poignée à 90° avec vis
F Manilla a 90° con casquillos
E Ручка под 90° под винт
RUS

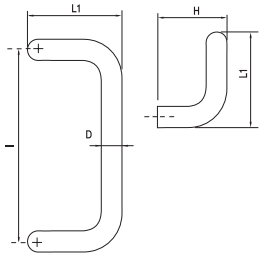

Articolo - Article		D	I	H	L1	F		
Riferimento - Reference		∅	mm				N°	
M 20 B 90	MN 90 20 OB	20	180	62	90	M8	20	6,9
M 28 B 90	MN 90 28 OB	28	280	78	135	M8	10	7,6

MANILA a trascinamento, impiegata nei portoni scorrevoli

UK MANILA drag-grip, to be used for sliding doors
D Druckgriff MANILA zur Verwendrung bei Schiebetüren
F MANILA à tirer, utilisée pour les portails coulissants
E MANILA a arrastar, que se utilizarà para puertas correderas
RUS Рукоятка для транспортирования, используемая при раздвижных дверях

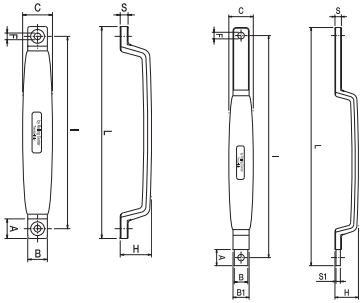

Articolo - Article		L	i	H	S	S1	F	A	B	B1	C		
Riferimento - Reference		mm										N°	
M 25 C	MN 25 27 00	270	245	40	10	-	8,5	25	25	-	38	10	2,3
M 25 L	MN 25 37 00	370	345	36,5	10	6,8	10,2	25	21	25	38	10	3
M 30 L	MN 30 37 00	370	345	36,5	10	6,8	10,2	25	26	30	38	10	3

Maniglia ad incasso per portoni

UK Embedded handle
D Einlegegriff fuer Falt-Tueren
F Poignée à encastrer
E Manilla a empotrar
RUS Ручка “утопленная” для ворот

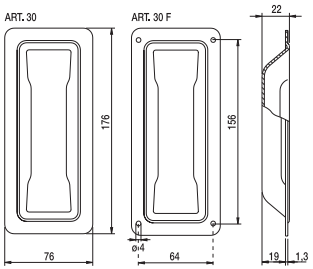

Articolo - Article			
Riferimento - Reference		N°	
30	MZ 17 75 00	40	7,2
30 F	MZ 17 75 F0	40	7,2

Maniglia in nylon

UK Straight nylon handle
D Nylon Griffe
F Poignée en nylon
E Manilla de nylon
RUS Ручка нейлоновая

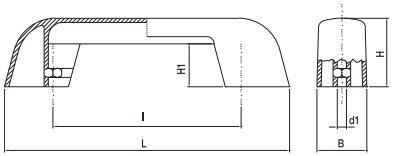

Articolo - Article		B	L	H	H1	I	d1		
Riferimento - Reference		mm						N°	
57	MP 34 20 00	34	200	48	30	130	M 8	20	2,7



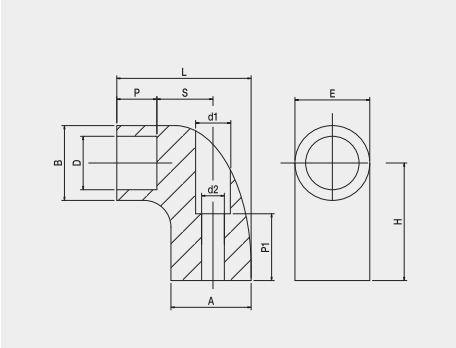

VUOI CREARTI LA TUA MANIGLIA SU MISURA?

Componi il terminale con i tuoi profili tagliati su misura

Articolo - Article		D	d1	d2	A	B	E	H	L	P	P1	S		
Riferimento - Reference		∅			mm							N°		
M 20 C	MP 00 20 56	20	13	8,5	30	28	28	42	50	15	25	21	20	1
M 30 C	MP 00 30 81	30	17	10,5	44	42	42	60	75	22	40	32	20	1,5

I Terminale in nylon rinforzato per maniglie componibili

UK Stiffened nylon leg for modular handles

D Verstärkte Nylon Endansclag für zusammensetzbare Griffe

F Poignée droite avec visButé en nylon renforcé pour poignées

E Terminal en nylon reforzado para tiradores componibles

RUS Усиленная опора из нейлона для модульной ручки

Cerniere in acciaio grandi, perno ø 20, a 2 ali di mezzeria per portoni a libro

UK Large steel hinge, pin ø 20, for folding doors with two centre-line wings
D 2 - Flügel - Scharnier (mitte), ø 20 Stift
F Charnière centrale à 2 côtés, axe ø 20
E Bisagra central grande en acero, pierno ø 20, con 2 alas para puertas plegables con eje
RUS Петля центральная двойная большая



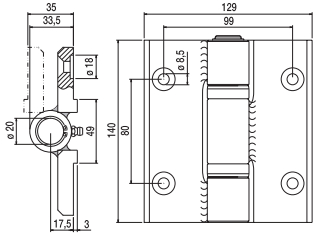

Tipo Type	Articolo - Article	Portata Capacity		
	Riferimento - Reference	x1	N°	
	CRN 1	ET 00 14 1M	200	15	32,8
	CRN 1 PIANA	ET 00 14 11	200	15	31,8

Cerniere in acciaio grandi, perno ø 20, a 2 ali inferiori c/cusc. ø 40

UK Hinge with two lower wings bearing ø 40, pin ø 20
D 2 - Flügel - Scharnier (unten) mit Lager ø 40, ø 20 Stift
F Charnière inférieure à 2 côtés avec roulement ø 40, axe ø 20
E Bisagra inferior grande en acero con cojinetes ø 40 con eje, pierno ø 20
RUS Петля нижняя двойная с подшипником ⌀40 большая



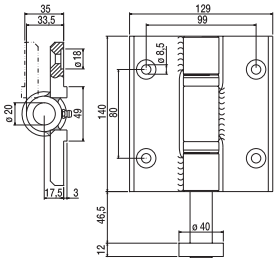

Tipo Type	Articolo - Article	Portata Capacity		
	Riferimento - Reference	x1	N°	
	CRN 2	ET 00 14 2I	200	15	36
	CRN 2 PIANA	ET 00 14 21	200	15	34,8

Cerniere in acciaio grandi di testa, perno ø 20, a 1 ala inferiore c/cusc. ø 40

UK Hinge head with one lower wing bearing ø 40, pin ø 20
D 2 - Flügel - Scharnier (unten) mit Lager ø 40, ø 20 Stift
F Charnière inférieure à 1 côté avec roulement ø 40, axe ø 20
E Bisagra inferior grande lateral en acero con 1 ala y eje ø 40, pierno ø 20
RUS Петля нижняя одинарная с подшипником ⌀40 большая



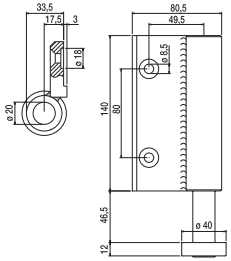

Tipo Type	Articolo - Article	Portata Capacity		
	Riferimento - Reference	x1	N°	
	CRN 3	ET 00 14 3I	200	15	26,5
	CRN 3 PIANA	ET 00 14 31	200	15	26

Cerniere in acciaio grandi di testa a 1 ala superiore

UK Hinge head with one upper wing
D Flügel Kopfscharnier (oben)
F Charnière supérieure à 1 côté
E Bisagra lateral grande en acero con 1 ala
RUS Петля верхняя одинарная для оси тележки большая

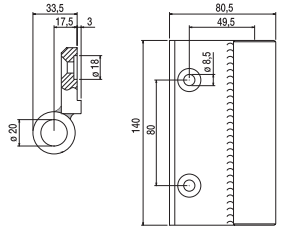

Tipo Type	Articolo - Article	Portata Capacity		
	Riferimento - Reference	x1	N°	
	CRN 4	ET 00 14 4S	200	15	18,2
	CRN 4 PIANA	ET 00 14 41	200	15	17,9

Cerniere in acciaio grandi a 2 ali superiori, senza perno, per portoni a libro

UK Hinge with two upper wings without pin
D 2 - Flügel Scharnier (oben) ohne Bolzen
F Charnière supérieure à 2 côtés sans axe
E Bisagra superior grande en acero con 2 alas
RUS Петля верхняя двойная без оси большая



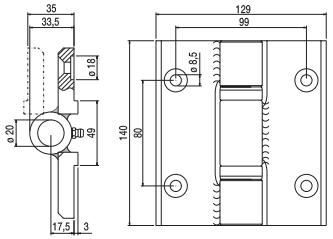

Tipo Type	Articolo - Article	Portata Capacity		
	Riferimento - Reference	x1	N°	
	CRN 5	ET 00 14 5S	200	15	27,5
	CRN 5 PIANA	ET 00 14 51	200	15	26,5

Cerniere in acciaio grandi, perno ø 20, a 2 ali di mezzeria per ante simmetriche su portoni a libro

- UK Hinge with two middle wings bearing ø 20, pin ø 20
- D 2 - Flügel - Scharnier (mitte) mit Lager ø 40, ø 20 Stift
- F Charnière inférieure à 2 côtés avec roulement ø 40, axe ø 20
- E Bisagra inferior grande en acero con cojinetes ø 40 con eje, pierno ø 20
- RUS Шарнир из стали большой, ось ø 20, с двумя осевыми крыльями для ворот в форме книжки

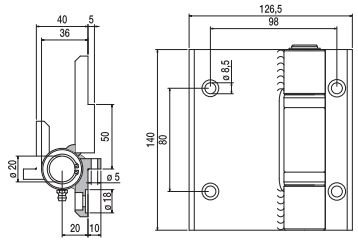

Tipo Type	Articolo - Article	Portata Capacity		
	Riferimento - Reference	x1	N°	
	CRN 1 S	ET A0 14 1M	200	15	36

Cerniere in acciaio grandi, perno ø 20, a 2 ali inferiori per ante simmetriche c/cusc. ø 40

- UK Hinge with two lower wings bearing ø 40, pin ø 20
- D 2 - Flügel - Scharnier (unten) mit Lager ø 40, ø 20 Stift
- F Charnières centrales en acier, axe ø 20, à 2 côtés inférieurs pour portes symétriques ø 40
- E Bisagras en acero grandes, pernio ø 20, a 2 alas inferiores para antas simétricas c/cusc. ø 40
- RUS Шарнир из стали большой, ось ø 20, с двумя нижними крыльями для ворот с подшипником ø 40

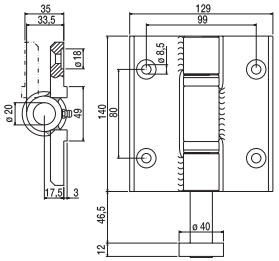



Tipo Type	Articolo - Article	Portata Capacity		
	Riferimento - Reference	x1	N°	
	CRN 2	ET 00 14 2I	200	15	36

Cerniere in acciaio grandi di testa, perno ø 20, a 1 ala inferiore per ante simmetriche c/cusc. ø 40

- UK Hinge head with one lower wing bearing ø 40, pin ø 20
- D 2 - Flügel - Scharnier (unten) mit Lager ø 40, ø 20 Stift
- F Charnière inférieure à 1 côté avec roulement ø 40, axe ø 20
- E Bisagra inferior grande lateral en acero con 1 ala y eje ø 40, pierno ø 20
- RUS Головка большого стального шарнира, ось ø 20, с одним нижним крылом для ворот с подшипником ø 40

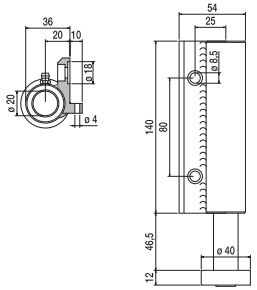

Tipo Type	Articolo - Article	Portata Capacity	Finitura Finishing		
	Riferimento - Reference	x1		N°	
NEW	CRN 3 S	ET AP 14 3I	200	Tropicalizzata	15	26,3
	CRN 3 SV	EN AP 14 3I	200	Verniciata nera	15	26,3

Cerniere in acciaio grandi di testa a 1 ala superiore per ante simmetriche

- UK Hinge head with one upper wing
- D Flügel Kopfscharnier (oben)
- F Charnière supérieure à 1 côté
- E Bisagra lateral grande en acero con 1 ala
- RUS Головка большого стального шарнира с одним верхним крылом

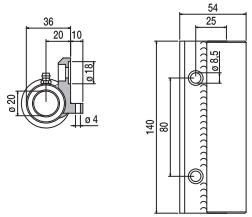

Tipo Type	Articolo - Article	Portata Capacity	Finitura Finishing		
	Riferimento - Reference	x1		N°	
NEW	CRN 4 S	ET AP 14 4I	200	Tropicalizzata	15	15
	CRN 4 SV	EN AP 14 4S	200	Verniciata nera	15	15

Cerniere in acciaio grandi a 2 ali superiori, senza perno, per ante simmetriche su portoni a libro

- UK Hinge with two upper wings without pin
- D 2 - Flügel Scharnier (oben) ohne Bolzen
- F Charnière supérieure à 2 côtés sans axe
- E Bisagra superior grande en acero con 2 alas
- RUS Шарнир из стали большой с двумя верхними крыльями, без оси, для ворот в форме книжки

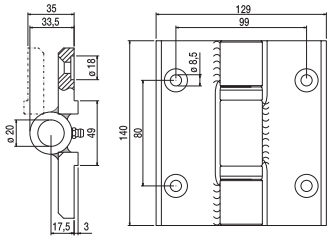



Tipo Type	Articolo - Article	Portata Capacity		
	Riferimento - Reference	x1	N°	
	CRN 5	ET 00 14 5S	200	15	27,5

Cerniere in acciaio grandi a 2 ali superiori, con perno, per ante simmetriche su portoni a libro

- UK Hinge with two upper wings without pin
- D 2 - Flügel Scharnier (oben) ohne Bolzen
- F Charnière supérieure à 2 côtés sans axe
- E Bisagra superior grande en acero con 2 alas
- RUS Шарнир из стали большой с двумя верхними крыльями, без оси, для ворот в форме книжки

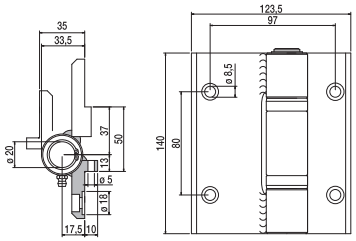

Tipo Type	Articolo - Article	Portata Capacity		
	Riferimento - Reference	x1	N°	
	CRN 5 S	ET AP 14 5I	200	15	34,5



I Esempio di portone con ante uguali di larghezza costante

UK Example of gates with symmetrical constant breadth wings

D Beispiel von Tür mit symmetrischen Flügeln, konstanter Breite

F Exemple de porte a côtes egaux et largeur constante

E Ejemplo de portón con antas iguales de anchura constante

RUS Образец ворот с симметричными створками постоянной ширины

I Cerniere in acciaio piccole, perno ø 16, a 2 ali di mezzeria per portoni a libro

UK Small steel hinge, pin ø 16, for folding doors with two centre-line wings

D 2 - Flügel - Scharnier (mitte), ø 16 Stift

F Charnière centrale à 2 côtés en acier - petit modèle, axe ø 16

E Bisagra central en acero con 2 alas, pierno ø 16

RUS Петля центральная двойная стальная малая

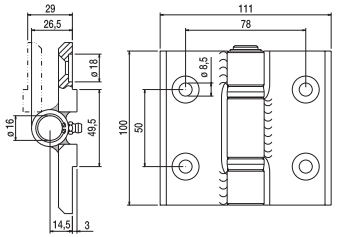



Tipo Type	Articolo - Article		Portata Capacity		
	Riferimento - Reference		x1	N°	
	CRN 1P	ET 00 10 1M	150	15	15,2
	CRN 1P PIANA	ET 00 10 11	150	15	15,1

I Cerniere in acciaio piccole, perno ø 16, a 2 ali inferiori c/cusc. ø 40

UK Hinge with two lower wings bearing ø 40, pin ø 16

D 2 - Flügel - Scharnier (unten) mit Lager ø 40, ø 16 Stift

F Charnière inférieure à 2 côtés avec roulement ø 40, axe ø 16

E Bisagra inferior en acero con 2 alas y eje ø 40, pierno ø 16

RUS Петля нижняя двойная с подшипником ⌀ 40 малая

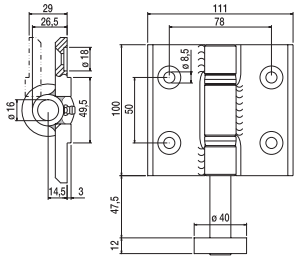



Tipo Type	Articolo - Article		Portata Capacity		
	Riferimento - Reference		x1	N°	
	CRN 2P	ET 00 10 2I	150	10	11,7
	CRN 2P PIANA	ET 00 10 21	150	10	11,7

I Cerniere in acciaio piccole di testa, perno ø 16, a 1 ala inferiore c/cusc. ø 40

UK Hinge head with one lower wing bearing ø 40, pin ø 16

D 2 - Flügel - Scharnier (unten) mit Lager ø 40, ø 16 Stift

F Charnière inférieure à 1 côté avec roulement ø 40, axe ø 16

E Bisagra inferior de acero con 1 ala y eje ø 40, pierno ø 16

RUS Петля нижняя одинарная с подшипником ⌀ 40 малая

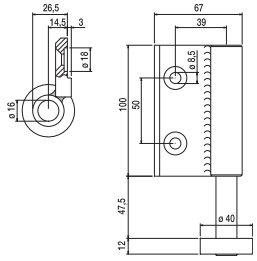

Tipo Type	Articolo - Article		Portata Capacity		
	Riferimento - Reference		x1	N°	
	CRN 3P	ET 00 10 3I	150	15	12,9
	CRN 3P PIANA	ET 00 10 31	150	15	12,9

Cerniere in acciaio piccole di testa a 1 ala superiore

- (UK) Hinge head with one upper wing for carriage pin
- (D) Flügel Kopfscharnier (oben)
- (F) Charnière supérieure à 1 côté
- (E) Bisagra lateral grande en acero con 1 ala
- (RUS) Петля верхняя одинарная для оси тележки малая

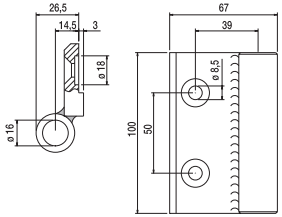

Tipo Type	Articolo - Article		Portata Capacity		
	Riferimento - Reference		x1	N°	
	CRN 4P	ET 00 10 4S	150	15	8,2
	CRN 4P PIANA	ET 00 10 41	150	15	8

Cerniere in acciaio piccole a 2 ali superiori, senza perno, per portoni a libro

- (UK) Hinge with two upper wings without pin
- (D) 2 - Flügel Scharnier (oben) ohne Bolzen
- (F) Charnière à 2 côtés sans axe - petit modèle
- (E) Bisagra lateral en acero con 2 alas
- (RUS) Петля верхняя двойная без оси малая

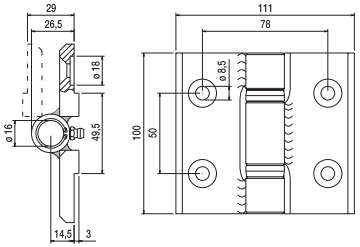

Tipo Type	Articolo - Article		Portata Capacity		
	Riferimento - Reference		x1	N°	
	CRN 5P	ET 00 10 5S	150	15	12,8
	CRN 5P PIANA	ET 00 10 51	150	15	12,7

Cerniera in acciaio piccola arretrata di testa, perno ø 16, a 1 ala inferiore c/cusc. ø 40

- (UK) Small stell front hinge with backed holes + 1 bottom wing + 1 ø 40 bearing, pin ø 16
- (D) Klein Stahl-vorn Scharniere mit Rueck-Bohrungen + 1 Unter. Flügel + 1 Lager ø 40, ø 16 Stift
- (F) Petit charnière frontale acier perfor. en recul 1 aile inf. + 1 roulem ø 40, axe ø 16
- (E) Bisagra inferior de acero con 1 ala, con eje ø 40 y perforación retraida, pierno ø 16
- (RUS) Петля малая одинарная стальная нижняя с подшипником ⌀ 40

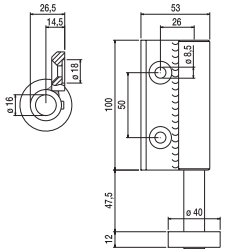

Tipo Type	Articolo - Article		Portata Capacity		
	Riferimento - Reference		x1	N°	
	CRN 3 ARR P	ET A0 10 31	150	15	15,3

Cerniera in acciaio piccola arretrata di testa, a 1 ala superiore

- (UK) Small stell front hinge with backed holes + 1 upper wing
- (D) Klein Stahl-vorn Scharniere mit Rueck-Bohrungen und 1 Ober. Flügel
- (F) Petit charnière frontale acier perfor. en recul + 1 aile supérieure
- (E) Bisagra lateral de acero con 1 ala sin eje
- (RUS) Петля малая фронтальная одинарная стальная верхняя

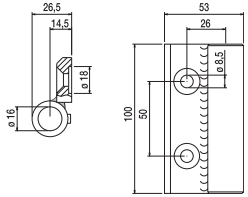

Tipo Type	Articolo - Article		Portata Capacity		
	Riferimento - Reference		x1	N°	
	CRN 4 ARR P	ET A0 10 41	150	15	7

Cerniera in acciaio grande arretrata di testa, perno ø 20, a 1 ala inferiore c/cusc. ø 40

- (UK) Large stell front hinge with backed holes + 1 bottom wing + 1 ø 40 bearing, pin ø 20
- (D) Grosse Stahl-vorn Scharniere mit Rueck-Bohrungen + 1 Unter. Flügel + 1 Lager ø 40, ø 20 Stift
- (F) Grande charnière frontale acier perfor. en recul 1 aile inf. + 1 roul. ø 40, axe ø 20
- (E) Bisagra inferior grande de acero con 1 ala con eje ø 40, pierno ø 20
- (RUS) Петля большая одинарная стальная нижняя с подшипником ⌀ 40

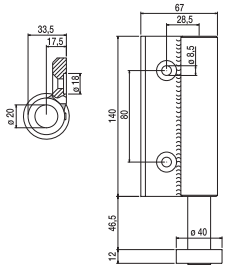

Tipo Type	Articolo - Article		Portata Capacity	Finitura Finishing		
	Riferimento - Reference		x1		N°	
	CRN 3 GA	ET A0 14 31	200	Tropicalizzata	15	22,5
	CRN 3 GAV	EV A0 14 31	200	Verniciata nera	15	22,5

Cerniera in acciaio grande arretrata di testa, a 1 ala superiore

- UK Large stell front hinge with backed holes + 1 upper wing
- D Grosse Stahl-varn Scharniere mit Rueck-Bohrungen und 1 Ober. Flügel
- F Grande charnière frontale acier perfor. en recul + 1 aile supérieure
- E Bisagra grande de acero con 1 ala sin eje
- RUS Петля большая фронтальная одинарная стальная верхняя

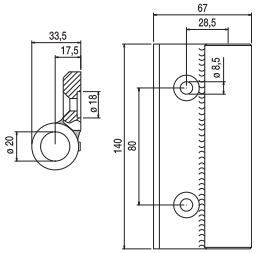

Tipo Type	Articolo - Article		Portata Capacity	Finitura Finishing		
	Riferimento - Reference		x1		N°	
	CRN 4 GA	ET A0 14 41	200	Tropicalizzata	15	14,8
	CRN 4 GAV	EV A0 14 41	200	Verniciata nera	15	14,8

Cerniere in lega leggera, perno ø 20, verniciate nero raggrizzato a 2 ali mezzeria per portoni a libro

- UK Light alloy black opaque varnished hinge with two centre-line wings, pin ø 20
- D 2 - Flügel - Scharniere (mitte) aluminium Schwarz, ø 20 Stift
- F Charnière centrale, axe ø 20, à 2 côtés - aluminium noir avec axe ø 20
- E Bisagra central, eje ø 20, en aleación de aluminio negro opaco con 2 alas par atornillar con pierno ø 20
- RUS Петля центральная двойная для складных ворот – легкий сплав

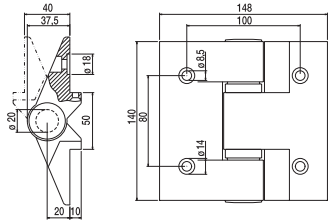

Tipo Type	Articolo - Article		Portata Capacity		
	Riferimento - Reference		x1	N°	
	CRN 1 A	EA 00 14 1M	150	15	16,4
	CRN 1 A PIANA	EA 00 14 11	150	15	16

Cerniere in lega leggera, perno ø 20, verniciate nero raggrizzato a 2 ali inferiori c/cusc. ø 40

- UK Hinge with two lower wings bearings ø 40 black, pin ø 20
- D 2 - Flügel - Scharniere (unten) mit Lager ø 40 Schwarz, ø 20 Stift
- F Charnière inférieure à 2 côtés avec roulement ø 40 noir, axe ø 20
- E Bisagra inferior en aleación de aluminio negro opaco con 2 alas y eje ø 40, pierno ø 20
- RUS Петля нижняя двойная с подшипником легкий сплав ⌀40

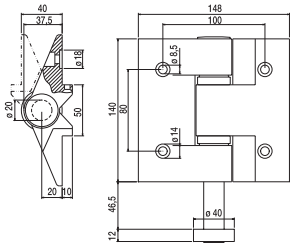



Tipo Type	Articolo - Article		Portata Capacity		
	Riferimento - Reference		x1	N°	
	CRN 2 A	EA 00 14 21	150	10	13,2
	CRN 2 A PIANA	EA 00 14 21	150	10	13

Cerniere in lega leggera, perno ø 20, verniciate nero raggrizzato di testa a 1 ala inferiori c/cusc. ø 40

- UK Hinge head with one lower wings bearing ø 40 black, pin ø 20
- D 1 - Flügel Kopfscharniere (unten) mit Lager ø 40 Schwarz, ø 20 Stift
- F Charnière inférieure à 1 côté avec un roulement ø 40 noir, axe ø 20
- E Bisagra inferior en aleación de aluminio negro opaco con 1 ala y eje ø 40, pierno ø 20
- RUS Петля нижняя одинарная с подшипником ⌀40

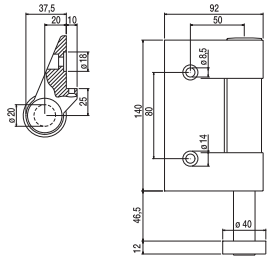

Tipo Type	Articolo - Article		Portata Capacity		
	Riferimento - Reference		x1	N°	
	CRN 3 A	EA 00 14 31	150	15	18
	CRN 3 A PIANA	EA 00 14 31	150	15	17,5

Cerniere in lega leggera, verniciate nero raggrizzato di testa 1 ala superiore

- (I) Hinge with one upper wing for carriage pin black
- (D) 1 - Flügel Kopfscharniere (oben) fuer Wagen - Bolzen Schwarz
- (F) Charnière supérieure à 1 côté pour passage axe de chariot noir
- (E) Bisagra superior en aleación de aluminio negro opaco con 1 ala sin eje
- (RUS) Петля верхняя одинарная для оси тележки

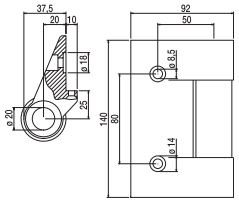

Tipo Type	Articolo - Article		Portata Capacity		
	Riferimento - Reference		x1	N°	
	CRN 4 A	EA 00 14 4S	150	15	10
	CRN 4 A PIANA	EA 00 14 41	150	15	9,5

Cerniere in lega leggera, verniciate nero raggrizzato a 2 ali superiori, senza perno, per portoni a libro

- (I) Hinge with two upper wings without pin black
- (D) 2 - Flügel Scharniere (oben) ohne Bolzen Schwarz
- (F) Charnière supérieure à 2 côtés sans axe noir
- (E) Bisagra superior en aleación de aluminio negro opaco sin eje
- (RUS) Петля верхняя двойная без оси

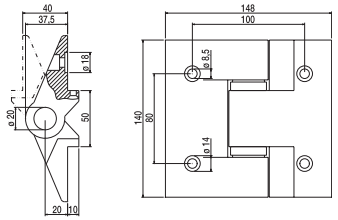

Tipo Type	Articolo - Article		Portata Capacity		
	Riferimento - Reference		x1	N°	
	CRN 5 A	EA 00 14 5S	150	15	11,3
	CRN 5 A PIANA	EA 00 14 51	150	15	10,8

Cerniere in lega leggera, perno ø 20, verniciate nero raggrizzato a 2 ali di mezzeria per port. a libro

- (I) Bended light alloy black opaque varnished hinge with two centre-line wings, pin ø 20
- (D) Biegende 2 - Flügel - Scharniere (mitte) Schwarz - alu mit ø 20 Stift
- (F) Charnière centrale à 2 côtés en aluminium noir opaque, axe ø 20
- (E) Bisagra central, redondeada en aleación de aluminio lacado negro mate con 2 alas con pierno ø 20
- (RUS) Петля центральная двойная – легкий сплав

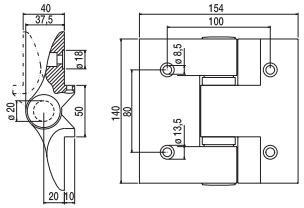

Tipo Type	Articolo - Article		Portata Capacity		
	Riferimento - Reference		x1	N°	
	CRN 1 AC	EA 0C 14 1M	150	15	16,2
	CRN 1 AC PIANA	EA 0C 14 11	150	15	16

Cerniere in lega leggera, perno ø 20, verniciate nero raggrizzato a 2 ali inferiori c/cusc. ø 40

- (I) Hinge with two lower wings bearings ø 40, pin ø 20
- (D) Biegende 2 - Flüegel - Scharniere (unten) mit Lager ø 40mm (mitte) Schwarz-aluminium, ø 20 Stift
- (F) Charnière inférieure à 2 côtés avec roulement ø 40 en aluminium noir opaque, axe ø 20
- (E) Bisagra inferior en aleación de aluminio lacado negro mate con eje ø 40, pierno ø 20
- (RUS) Петля нижняя двойная с подшипником ⌀ 40 – легкий сплав

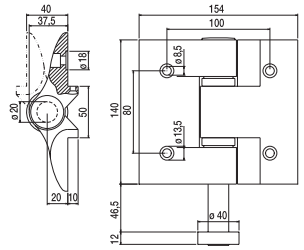

Tipo Type	Articolo - Article		Portata Capacity		
	Riferimento - Reference		x1	N°	
	CRN 2 AC	EA 0C 14 2I	150	10	13,2
	CRN 2 AC PIANA	EA 0C 14 21	150	10	13

Cerniere in lega leggera, perno ø 20, verniciate nero raggrizzato di testa a 1 ala inferiori c/cusc. ø 40

- (I) Hinge head with one lower wing bearing ø 40, pin ø 20
- (D) Biegende 1 - Flüegel Kopfscharniere mit Lager ø 40mm, ø 20 Stift
- (F) Charnière inférieure à 1 côté avec un roulement ø 40, axe ø 20
- (E) Bisagra inferior lateral redondeada en aleación de aluminio lacado negro mate con eje ø 40, pierno ø 20
- (RUS) Петля нижняя одинарная с подшипником ⌀ 40

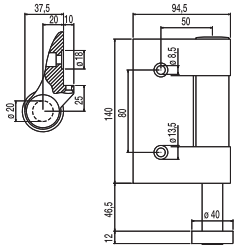

Tipo Type	Articolo - Article		Portata Capacity		
	Riferimento - Reference		x1	N°	
	CRN 3 AC	EA 0C 14 3I	150	15	17,5
	CRN 3 AC PIANA	EA 0C 14 31	150	15	17

Cerniere in lega leggera verniciate nero raggrizzato di testa 1 ala superiore

- (UK) Hinge head with one upper wing for carriage pin
- (D) Biegende 1 - Flüegel Kopfscharniere mit Lager
- (F) Charnière supérieure à 1 côté pour passage axe de chariot
- (E) Bisagra superior redondeada en aleación de aluminio lacado negro mate
- (RUS) Петля верхняя одинарная для оси тележки – легкий сплав

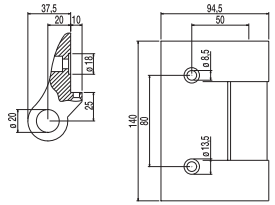

Tipo Type	Articolo - Article		Portata Capacity		
	Riferimento - Reference		x1	N°	
	CRN 4 AC	EA OC 14 4S	150	15	9,8
	CRN 4 AC PIANA	EA OC 14 41	150	15	9,2

Cerniere in lega leggera verniciate nero raggrizzato a 2 ali superiori, senza perno, per portoni a libro

- (UK) Hinge with two upper wings without pin
- (D) Biegende 2 - Flüegel Scharniere oben ohne Bolzen Scharniere
- (F) Charnière supérieure à 2 côtés sans axe en aluminium noir opaque
- (E) Bisagra superior en aleación de aluminio lacado negro mate con 2 alas sin eje
- (RUS) Петля верхняя двойная без оси – легкий сплав

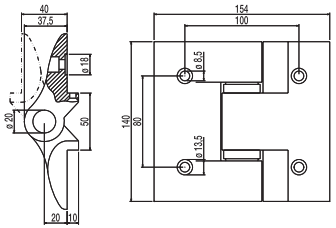

Tipo Type	Articolo - Article		Portata Capacity		
	Riferimento - Reference		x1	N°	
	CRN 5 AC	EA OC 14 5S	150	15	11,4
	CRN 5 AC PIANA	EA OC 14 51	150	15	11

Cerniera in lega leggera piccola, perno ø 16, a due ali di mezzeria verniciata nero raggrizzato

- (UK) Black aluminium small 2 middle wing hinge, pin ø 16
- (D) Aluminum kleine Scharniere 2 mitte Fluegel schwarz Anstrich, ø 16 Stift
- (F) Petite charnière aluminium 2 ailes centrales noir gauffré, axe ø 16
- (E) Bisagra en aleación de aluminio negro opaco con 2 alas, centrals con pierno ø 16
- (RUS) Петля центральная малая двойная для складных ворот – легкий сплав

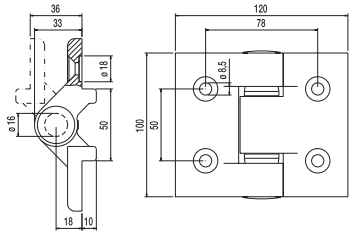

Tipo Type	Articolo - Article		Portata Capacity		
	Riferimento - Reference		x1	N°	
	CRN 1 AP	EA 00 10 1M	100	15	9,8
	CRN 1 AP PIANA	EA 00 10 11	100	15	9,7

Cerniere in lega leggera piccola, perno ø 16, a 2 ali di inferiore c/cusc. ø 40 verniciata nero raggrizzato

- (UK) Black aluminium small 2 bottom wings hinge with 1 ø 40 bearing, pin ø 16
- (D) Aluminium kleine Scharniere 2 unter Fluegel mit ø 40 Lager schwarz Anstrich, ø 16 Stift
- (F) Petite charnière aluminium 2 ailes infer. + roulement ø 40 noir gauffré, axe ø 16
- (E) Bisagra en aleación de aluminio negro opaco con 2 alas, inferior con eje ø 40, pierno ø 16
- (RUS) Петля нижняя малая двойная с подшипником ø40 – легкий сплав

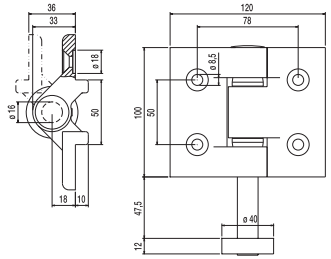

Tipo Type	Articolo - Article		Portata Capacity		
	Riferimento - Reference		x1	N°	
	CRN 2 AP	EA 00 10 2I	100	15	10,5
	CRN 2 AP PIANA	EA 00 10 21	100	15	10,4

Cerniere in lega leggera piccola, perno ø 16, a 1 ala inf. c/cusc. ø 40 verniciata nero raggrizzato

- (UK) Black aluminium small 1 wing hinge with 1 ø 40 bearing, pin ø 16
- (D) Aluminium kleine Scharniere 1 unter Fluegel mit 1 ø 40 Lager schwarz Anstrich, ø 16 Stift
- (F) Petite charnière aluminium 1 aile inf. avec roulement ø 40 noir gauffré, axe ø 16
- (E) Bisagra en aleación de aluminio negro opaco con 1 ala, inferior con cojinete ø 40, pierno ø 16
- (RUS) Петля нижняя малая одинарная с подшипником ø40 – легкий сплав

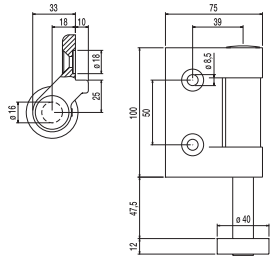

Tipo Type	Articolo - Article		Portata Capacity		
	Riferimento - Reference		x1	N°	
	CRN 3 AP	EA 00 10 3I	100	15	6,75
	CRN 3 AP PIANA	EA 00 10 31	100	15	6,65

Cerniere in lega leggera piccola, 1 ala superiore verniciata nero raggrizzato

- UK Black aluminium small 1 up wing hinge
- D Aluminium kleine Scharniere 1 oben Fluegel schwarz Anstrich
- F Petite charnière aluminium 1 aile supérieure noir gauffré
- E Bisagra en aleación de aluminio negro opaco con 1 ala, superior, para pernio carro
- RUS

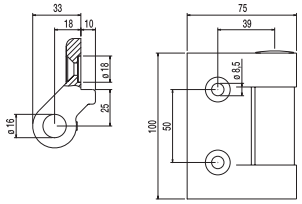

Tipo Type	Articolo - Article		Portata Capacity		
	Riferimento - Reference		x1	N°	
	CRN 4 AP	EA 00 10 4S	100	15	6
	CRN 4 AP PIANA	EA 00 10 41	100	15	5,9

Cerniere in lega leggera piccola, a 2 ali superiori, senza perno, verniciata nero raggrizzato

- UK Black aluminium small 2 up wing hinge without pin
- D Aluminium kleine Scharniere 2 oben Fluegel ohne Stifte schwarz Anstrich
- F Petite charnière aluminium 2 aile supérieure sans pivot noir gauffré
- E Bisagra en aleación de aluminio negro opaco, con 2 alas, superior, sin pernio
- RUS Петля вержняя малая двойная легкий сплав

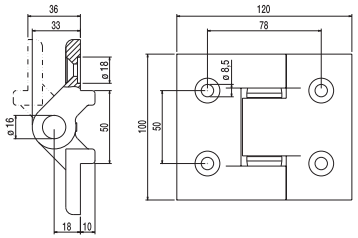

Tipo Type	Articolo - Article		Portata Capacity		
	Riferimento - Reference		x1	N°	
	CRN 5 AP	EA 00 10 5S	100	15	7,5
	CRN 5 AP PIANA	EA 00 10 51	100	15	7,4

Cerniere in acciaio, perno ø 20, fissaggio interno a due ali di mezzeria, per portoni a libro

- UK Steel hinge internal fixing with two centre-line wing, pin ø 20
- D 2 Flügelstahlscharniere fuer innere Befestigung mit ø 20 Stift
- F Charnière centrales à 2 côtés en acier pour fixation interne avec axe ø 20
- E Bisagra de acero, fijación interna, con 2 alas, inferior, con eje, pierno ø 20
- RUS Петля центральная двойная стальная крепление изнутри

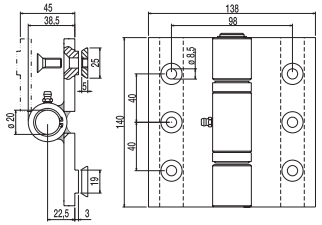

Articolo - Article		Portata Capacity		
Riferimento - Reference		x1	N°	
CRN 1 F	EN 00 14 12	200	10	24,7

Cerniere in acciaio, perno ø 20, fissaggio interno a a due ali inferiori c/cusc. ø 40

- UK Steel hinge for internal fixing with two lower wings bearing ø 40, pin ø 20
- D 2-Flügegel-Scharniere unten mit Lager ø 40, mit ø 20 Stift
- F Charnière centrales à 2 côtés en acier pour fixation interne avec roulement ø 40, axe ø 20
- E Bisagra de acero, fijación interna, con 2 alas, inferior, con eje ø 40, pierno ø 20
- RUS Петля центральная двойная сталь крепление изнутри с подшипником ⌀40

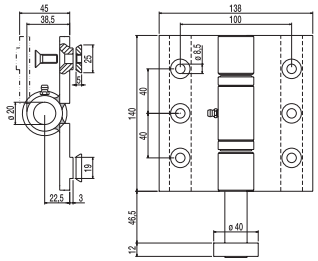

Articolo - Article		Portata Capacity		
Riferimento - Reference		x1	N°	
CRN 2 F	EN 00 14 22	200	10	26,7

Cerniere in acciaio, perno ø 20, fissaggio interno di testa a 1 ala inferiori c/cusc. ø 40

- UK Steel hinge head for internal fixing with one lower wing bearing ø 40, pin ø 20
- D 1-Flügel-Scharniere unten mit Lager ø 40, mit ø 20 Stift
- F Charnière inférieure à 1 côté avec un roulement ø 40, axe ø 20
- E Bisagra de acero, fijación interna, con 1 ala, inferior, con eje ø 40, pierno ø 20
- RUS Петля нижняя стальная одинарная с подшипником ⌀40

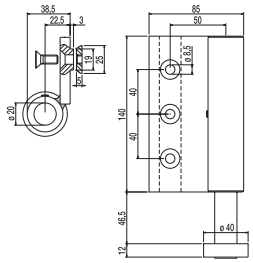

Articolo - Article		Portata Capacity		
Riferimento - Reference		x1	N°	
CRN 3 F	EN 00 14 32	200	10	19,1

Cerniere in acciaio, fissaggio interno di testa a 1 ala superiori

- UK Steel hinge head for internal fixing with upper wings without pin
- D 1-Flügel Kopfscharniere oben fuer Wagen-Bolzen
- F Charnière supérieure en acier noir opaque à 1 côté
- E Bisagra de acero, fijación interna, lateral
- RUS Петля верхняя стальная одинарная

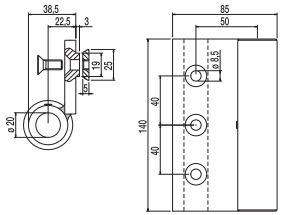

Articolo - Article		Portata Capacity		
Riferimento - Reference		x1	N°	
CRN 4 F	EN 00 14 42	200	15	20,3

Cerniere in acciaio, fissaggio interno a 2 ali superiori, senza perno, per portoni a libro

- UK Steel hinge for internal fixing with two upper wings without pin
- D 2 Flügelstahlscharniere oben ohne Bolzen fuer Falttüren
- F Charnière supérieure à 2 côtés sans pivot pour porte accordéon
- E Bisagra de acero, superior, fijación interna, con 2 alas, inferior, sin eje
- RUS Петля верхняя двойная без оси для складных ворот

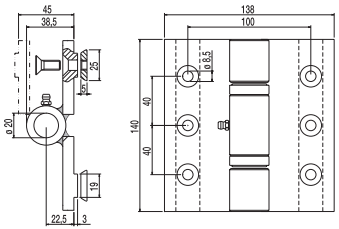

Articolo - Article		Portata Capacity		
Riferimento - Reference		x1	N°	
CRN 5 F	EN 00 14 52	200	10	21,3

Cerniere in acciaio fissaggio interno di testa a 1 ala inferiori c/cusc. ø 40 per portoni 2+2

- UK Steel hinge head for internal fixing with one lower wing bearing ø 40, for doors 2+2
- D 2-Flügelstahlcharniere fuer innere Befestigung fuer 2+2 Falttore mit Lagen ø 40
- F Charnière inférieure à 1 côté avec un roulement ø 40, pour portail 2+2
- E Bisagra de acero, fijación interna, con 1 ala, con eje ø 40, para puerta plegable de apertura central
- RUS Петля нижняя одинарная стальная с подшипником ø 40 для ворот 2+2

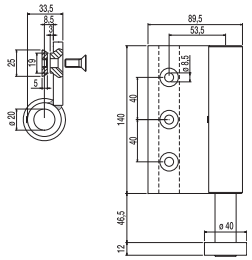

Articolo - Article		Portata Capacity		
Riferimento - Reference		x1	N°	
CRN 3 CF	EN 00 14 33	200	15	27,8

Cerniere in acciaio fissaggio interno di testa a 1 ala superiori per portoni 2+2

- UK Steel hinge head with one upper wing for doors 2+2
- D 1-Flügel kopfscharniere oben fuer Wagen-Bolzen innere Befestigung fuer 2+2 Falttueren
- F Charnière supérieure à 1 côté pour portail 2+2
- E Bisagra de acero, fijación interna, con 2 alas
- RUS Петля верхняя одинарная стальная крепление изнутри для ворот 2+2

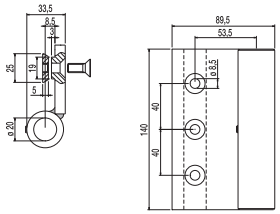

Articolo - Article		Portata Capacity		
Riferimento - Reference		x1	N°	
CRN 4 CF	EN 00 14 43	200	15	20,3

Cerniere in acciaio, per porte vetrate

- UK Hinge for glass doors
- D Scharniere fuer Glastüren
- F Charnière pour porte vitrées
- E Bisagra de acero para puertas de vidrio
- RUS Петля стальная для стеклянных створок

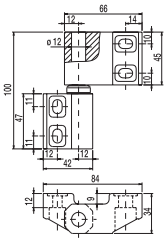

ART. 40/1

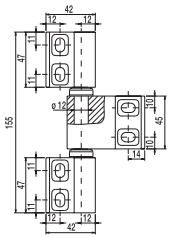

ART. 40/2

Articolo - Article		Portata Capacity		
Riferimento - Reference		x1	N°	
40/1	EN 42 66 02	80/100	10	7
40/2	EN 42 66 03	80/100	10	10

Cerniere in nylon per usi particolari con fori di fissaggio ciechi filettati

- (I) Nylon hinges with blind fixing holes for special use
- (UK) Nylon Scharniere fuer special Benutzung
- (D) Charniére en nylon
- (F) Bisagra de nylon con orificios de fijiación ciegos
- (E) Петля нейлоновая специального назначения
- (RUS)

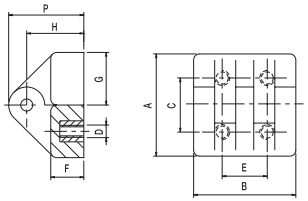

Articolo - Article		A	B	C	E	F	G	H	P	D		
Riferimento - Reference		mm									N°	
87	EP 34 30 00	30	35	18	15	11	17,5	19	25	M4	50	2

Cerniere in nylon per usi particolari con fori passanti

- (I) Nylon hinge for special use with holes
- (UK) Speziel Nylon Scharniere mit Bohrungen
- (D) Charniére nylon pour usage spécial avec perforations
- (F) Bisagra de nylon para atornillar
- (E) Петля нейлоновая специальная с отверстиями
- (RUS)

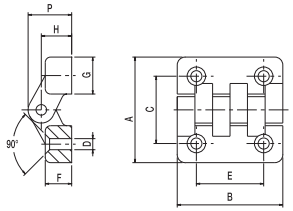

Articolo - Article		A	B	C	E	F	G	H	P	D		
Riferimento - Reference		mm									N°	
88/40	EP 40 40 00	40	40	25,5	25,5	10	14	12	16,5	4	50	1
88/48	EP 48 48 00	48	48	31	30	12,5	17	14,5	20,5	5	50	1,6
88/64	EP 64 64 00	65	65	40	40	14	24	17	25	6	40	2,8
88/98	EP 98 98 00	98	98	63	60	21	35	25	36	10	10	2,5

Cerniere in nylon, per usi particolari con fori ciechi filettati

- (I) Nylon hinge for special use with blind threaded holes
- (UK) Speziel Nylon Scharniere mit Gewinde-Bohrungen
- (D) Charnière nylon pour usage spécial avec perforations filetées
- (F) Bisagra grande de nylon con orificios de fijación ciegos
- (E) Петля нейлоновая специальная с резьбовыми отверстиями
- (RUS)

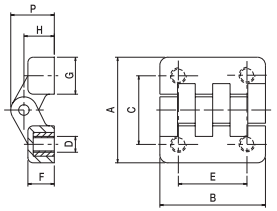

Articolo - Article		A	B	C	E	F	G	H	P	D		
Riferimento - Reference		mm									N°	
89/48 F5	EP 48 48 F5	48	48	31	30	12,5	17	14	20,5	M5	50	1,3
89/48 F6	EP 48 48 F6	48	48	31	30	12,5	17	14	20,5	M6	50	2
89/65 F6	EP 65 65 F6	65	65	40	40	14	24	17	25	M6	40	3,2
89/98 F10	EP 98 98 F1	98	98	63	60	21	35	25	36	M10	10	2,6

Cerniere in nylon per usi particolari con perno filettato

- (I) Nylon hinge for special use with threaded pin
- (UK) Speziel Nylon Scharniere mit Gewinde-Stifte
- (D) Charnière nylon pour usage spécial avec axe filetées
- (F) Bisagra grande de nylon con tornillos fileteados
- (E) Петля нейлоновая специальная с осью с резьбой
- (RUS)

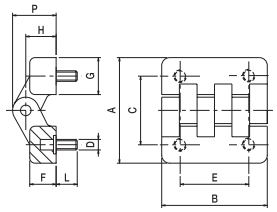

Articolo - Article		A	B	C	E	F	G	H	P	DxL		
Riferimento - Reference		mm									N°	
90/48 M5	EP 48 48 M5	48	48	31	30	12,5	17	14	20,5	M5x15	50	2,4
90/65 M6	EP 65 65 M6	65	64	40	40	14	24	17	25	M6x20	20	4
90/98 M10	EP 98 98 M10	98	98	63	60	21	35	25	36	M10x20	5	1,6

Incontro per portoni a libro

- (I) Meeting point for folding doors
- (UK) Bodenführungsplatte fuer Falttüren
- (D) Butée pour porte accordéon
- (F) Topes redondos bicromatados para puerta plegable para atornillar
- (E) Упор для складных ворот
- (RUS)

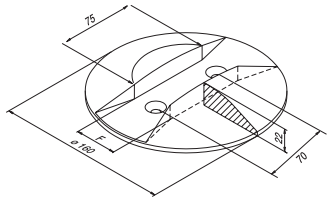

Articolo - Article		F		
Riferimento - Reference		mm	N°	
35 F 25	FT 16 22 20	26	5	7,8
35 F 30	FT 16 22 30	31	5	8
35 F 32	FT 16 22 10	33	5	8,1
35 F 41	FT 16 22 00	41	5	7,9

Incontro dx-sx per portoni con anta spezzata e porta pedonale

- (I) Right - Left Guide for gates with pedestrian door
- (UK) Links-Rechts Schiene für Tore mit Fußgänger Tür
- (D) Guide dx-sx pour portes à côté cassé et porte pour piétons
- (F) Encuentro dx.sx para portones con hoja partida y puerta peatonal
- (E) Встречайте dx–sx для ворот с ломаными створками и пешеходных дверей
- (RUS)

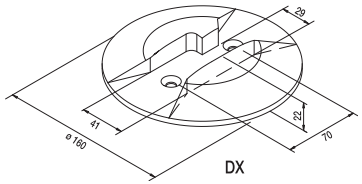



Articolo - Article			
Riferimento - Reference		N°	
35 F 41 DX	FT 16 22 D0	5	8.5
35 F 41 SX	FT 16 22 S0	5	8.5

Incontro rettangolare per portoni a libro

- (I) Rectangular meeting point for folding doors
- (UK) Bodenfüehrungsplatte, rechteckig
- (D) Butée rectangulaire pour porte accordéon
- (F) Topes rectangulares bicromatados para puerta plegable para atornillar
- (E) Упор прямоугольный для складных ворот
- (RUS)

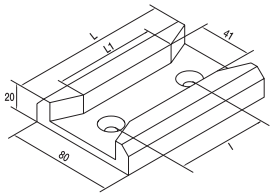

Articolo - Article		L	L1	I		
Riferimento - Reference		mm			N°	
64P	FT 80 20 00	115	72	52	20	15
64G	FT 80 20 22	220	177	157	10	18

Profilo per portoni a libro

- (I) Profile for folding doors
- (UK) Füehrungsprofil fuer Falttueren
- (D) Guide pour porte accordéon
- (F) Guía cincada para puerta plegable
- (E) Профиль для складных ворот
- (RUS)

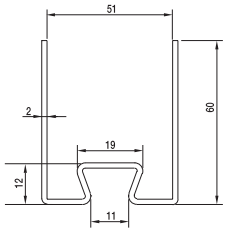



Articolo - Article		Descizione Description	Fasci Sheafs	
Riferimento - Reference			ML	
67	BZ 60 55 00	Zincato da ML 6	120	360

Profilo porta spazzolino fissaggio orizzontale e verticale

- (I) Holding brush profile for orizontal & vertical mounting
- (UK) Aufnahmeprofil fuer Bürste
- (D) Guide porte brosse à fixation horizontale et verticale
- (F) Guía porta cepillo, fijiación horizontal (85/O) o vertical (85/V)
- (E) Профиль для щетки горизонтального и вертикального крепления
- (RUS)

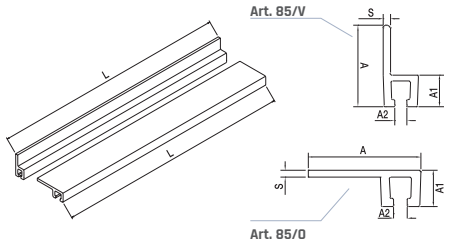

Articolo - Article		A	A1	A2	S	L		
Riferimento - Reference		mm				ML	ML	
85/V	BA 25 09 01	25	9	3	1,5	2	50	3,16
85/O	BA 25 09 02	25	9	3	1,5	2	50	3,6

Spazzolino in barre da ml 2

- (I) Brush 2 metre-long bars
- (UK) Bürste 2 Meter lang stangen
- (D) Brosse en barres de 2 mètres
- (F) Cepillo en barras de 2 metros
- (E) Щетка
- (RUS)

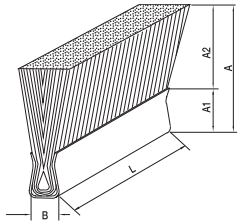

Articolo - Article		A	A1	A2	B	L		
Riferimento - Reference		mm					ML	
86/25	WP 25 05 00	25	5	20	5	ML 2	100	12
86/32	WP 32 05 00	32	5	27	5	ML 2	100	12,7
86/38	WP 38 05 00	38	5	33	5	ML 2	100	14
86/50	WP 50 05 00	50	5	45	5	ML 2	80	15,6

Guarnizioni per spazzolino per ALPHA

- (I) Seal rubber for brush
- (UK) Faltdichtung fuer Bürste
- (D) Protection pour brosse
- (F) Guía estanca para cepillo
- (E) Уплотнитель резиновый для щетки для
- (RUS)

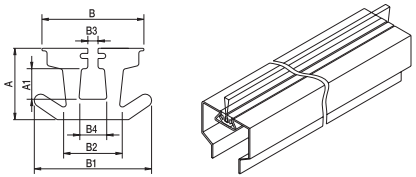

Articolo - Article		A	A1	B	B1	B2	B3	B4	Abbinabile Combining		
Riferimento - Reference		mm								ML	
187	BP 22 14 00	14	6	20	23	10,5	2	5,5	Alpha	30	11

Guarnizioni per portoni scorrevoli per ALPHA

- (I) Seal rubber for sliding doors
- (UK) Faltdichtung fuer profil
- (D) Protection pour porte coulissante
- (F) Guía estanca para puertas correderas
- (E) Уплотнитель резиновый для сдвижных ворот для
- (RUS)

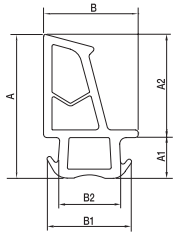

Articolo - Article		A	A1	A2	B	B1	B2		
Riferimento - Reference		mm						ML	
68	BP 45 30 00	45	11	34	30	25	18	30	16,74

Guarnizione per art. 67 e per profilo per portoni a libro

ALPHA

- I Guarnizione per art. 67 e per profilo per portoni a libro
- UK Seal rubber for profile and art. 67 for folding doors
- D Faltdichtung fuer profil und art. 67
- F Protection pour guide et art. 67 pour porte pliante
- E Guía estanca para art. 67
- RUS Уплотнитель резиновый для складных ворот и арт 67 для

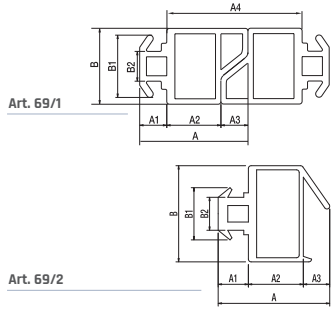

Articolo - Article		A	A1	A2	A3	A4	B	B1	B2	Abbinabile Combining		
Riferimento - Reference		mm									ML	
69/1	BP 43 28 00	42	11	21	10	50	28	24	11	Alpha	25	14
69/2	BP 43 35 00	42	11	21	10		35	17	10,5	Art. 67	25	16,2

Guarnizione per oblò per pannello

- I Guarnizione per oblò per pannello
- UK Seal rubber for the panel window
- D Gummiprofil fuer Fenster
- F Joint pour hublot
- E Perfil para mirilla
- RUS Уплотнитель для окон для складных ворот

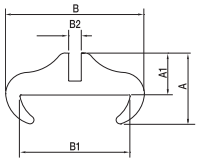

Articolo - Article		A	A1	B	B1	B2		
Riferimento - Reference		mm					ML	
B3	BP 26 40 00	26	14	50	40	5/8	15	15

Guarnizione a pinna per profilo

ALPHA

- I Guarnizione a pinna per profilo
- UK Wing seal rubber for profile
- D Flossefaltdichtung
- F Joint de protection pour guide
- E Perfil estanco con aleta especial guía
- RUS Уплотнитель направляющей для

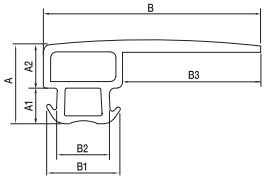



Articolo - Article		A	A1	A2	B	B1	B2	B3	Abbinabile Combining		
Riferimento - Reference		mm								ML	
B4	BP 32 96 00	30	12,5	17,5	80	28	18	50	Alpha	10	6

Squadretta in alluminio per profilo

- I Squadretta in alluminio per profilo
- UK Light alloy square for Alpha profile
- D Eckabschluß aus Aluminium fuer Alpha Profil
- F Equerre en aluminium pour guide Alpha
- E Escuadra perforada de aluminio para guía Alpha
- RUS Угол алюминиевый для направляющей

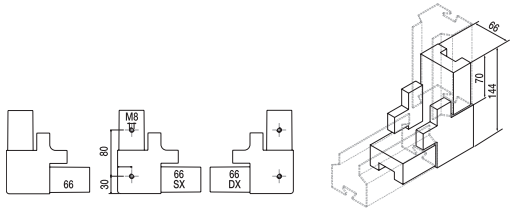

Articolo - Article			
Riferimento - Reference		N°	
66	XA 15 66 00	8	15,6
66 DX	XA 15 66 00	8	15,6
66 SX	XA 15 66 0S	8	15,6

Profilo porta pannello spessore 40 mm

- I Profilo porta pannello spessore 40 mm
- UK Panel holder profile 40 mm thick
- D Profil fuer Panel 40 mm dick
- F Profil panneau épaisseur 40 mm
- E Perfil cincado panel de 40 mm
- RUS Профиль для панелей толщиной 40 мм

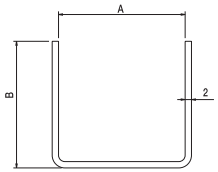

Articolo - Article		A	B	Descizione Description	Fasci Sheafs	
Riferimento - Reference		mm			ML	
188	BZ 40 40 00	40	40	Zincato da ML 6	588	1110

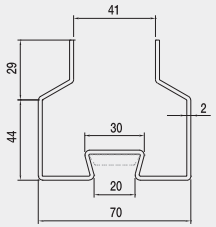

ALPHA

Articolo - Article		Descizione Description	Fasci Sheafs	
Riferimento - Reference			ML	
Alpha	BZ 70 40 00	Zincato da ML 6	240	845

I vantaggi di ALPHA

1 Costi ridotti
2 Pronto all'uso già zincato in barre da ml 6
3 Su ordinazione (min. 50 barre) lunghezze a piacere
4 Ridotti al minimo i tempi di realizzazione
5 Con una solida squadretta preforata si forma il perimetro senza tagliare a 45°
6 Assemblaggio in cantiere
7 Riduzione di sfridi
8 Elevata robustezza
9 Eliminazione di saldature e di fumi
10 Eliminazione della smerigliatura

The advantages of ALPHA

1 Value engineered
2 Ready to use galvanized 6ml bars
3 Different sizes upon demand (min 50 pc.)
4 Reduced installation times
5 No need of 45° cuts. Profile can be easily shaped with a strong punched square
6 On site assembly
7 Reduced losses
8 Very strong
9 No welds or smokes
10 No emery-polishing

Die Vorteile des ALPHA

1 Sehr preiswertig
2 Sofort anwendbare verzinkte 6m Barren
3 Kundengerecht angefertigt (min 50 Stück.)
4 Schnellere Installierung
5 Profil wird nur mit einem durchbohrenen Winkel abgebildet, ohne 45° Schnitte.
6 Bauplatzfertigung
7 Reduzierte Abfälle
8 Sehr stark
9 Keine Schweißfuge und kein Rauch
10 Kein Schmirgel

Les avantages d'ALPHA

1 Prix réduit
2 Prêt à l'usage, zingué, en barre de 6ml
3 Sur commande, longuer au choix (au minimun 50 barres)
4 Temps de réalisations réduits au minimum
5 Périmètre crée à l'équerre sans couper à 45°
6 Assemblage au chantier
7 Réduction des copeaux
8 Grande solidité
9 Elimination des soudures et des fumées
10 Elimination du polissage à l'émeri

Las vantajas de ALPHA

1 Costes reducidos
2 Listo para el uso ya cincado en barras de ml 6
3 De encargo (min. 50 barras) largo a placer
4 Reducidos al mín. los tiempos de realización
5 Con una sólida escuadra ya horadada se forma el perímetro sin cortar a 45°.
6 Montaje en obra
7 Reducción de metrallas
8 Elevada solidez
9 Elimicación de soldados y de humos
10 Eliminación del esmerilado.

Преимущества ALPHA

1 низкозатратный
2 подходит для использования 6 мл оцинкованных штанг
3 различная длина на заказ (мин. 50 шт.)
4 единый перфорированный квадрат образует периметр без необходимости в разрезах на 45°
5 сборка на стройплощадке
6 никаких отходов
7 очень крепкий
8 отсутствие спаек и копоти
9 отсутствие шлифовки

Profilo per pannelli per portoni a libro

ALPHA

Profile for folding & sliding doors
Profil fuer Faltschiebetore
Guide pour porte coulissante et porte accordéon
Guía cincada para puertas correderas y plegables
Профиль для сдвижных и складных ворот

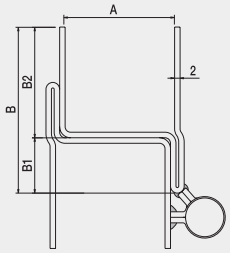

REFLEX

Articolo - Article		A	B	B1	B2	Descizione Description	Fasci Sheafs	
Riferimento - Reference		mm					ML	
Reflex	BZ 60 40 00	40	60	20	40	Zincato da ML 6	432	1050

Profilo per porta pedonale

REFLEX

Profile for passage door
Profil fuer Passage Tuer
Profil porte passage
Reflex perfil cincado para puerta peatonal
Профиль для калитки

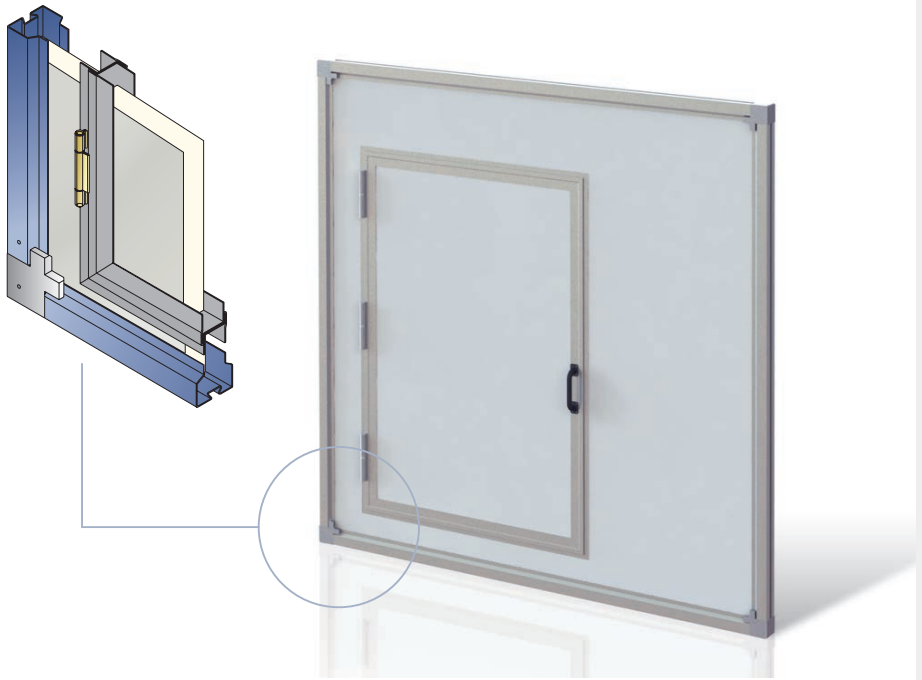

Piastra di fissaggio perno carrello e regolazione in altezza

- I Height adjustable pin for carriage fastening
- UK Hoehevertellbare Befestigungsplatte fuer Wagen Stifte
- D Plaque de fixation axe-chariot réglable en hauteur
- F Placa de fijación con regulacion en altura para carro
- E Пластина крепежная для оси тележки, регулируемая по высоте
- RUS

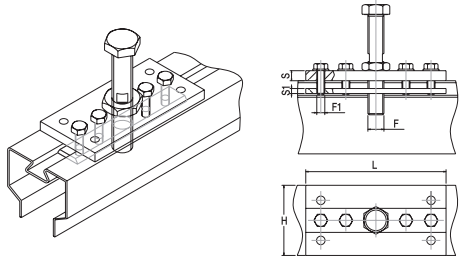

Articolo - Article		L	H	S	S1	F	F1		
Riferimento - Reference		mm						N°	kg
101 P	ST 14 70 16	140	70	10	5	M16x110	M8x25	10	10,5
101 G	ST 14 70 20	140	70	10	5	M20x110	M8x25	10	10,7

Fermo di fine corsa per portoni scorrevoli

- I Internal limit stop for sliding doors
- UK Endanschlag fuer Schiebetüeren
- D Butée de fin de course pour portail coulissant
- F Topes para final de carrera para puerta corredera para atornillar
- E Упор для сдвижных ворот
- RUS

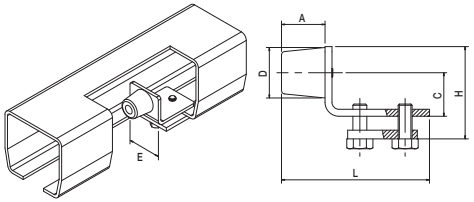



Articolo - Article		D	L	H	A	C	E		
Riferimento - Reference		∅	mm					N°	kg
F 51 P	FT 30 50 R0	30	72	48,5	12	25	45	20	5
NEW F 51 G	FT 30 60 R0	30	90	60	25	35	65	20	9
F 51 M	FT 30 86 R0	30	110	86	25	60	100	10	10,5

Carrelli in acciaio centrali per portoni scorrevoli e a libro

- I Central steel carriages for sliding and folding doors
- UK Zentral, Stahlrollappparate fuer Schiebe und Falttüeren
- D Chariot pour portes pliantes et coulissantes centré
- F Carros de acero bicromatado o inoxidable con agujero centrado, para puerta corredera y plegable
- E Тележка стальная для складных и сдвижных ворот
- RUS

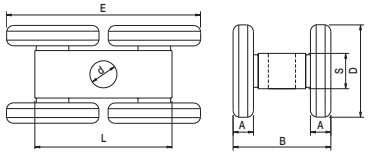

Tipo Type	Articolo - Article		Abbinabile Combining	D	d	A	B	E	L	S	Portata Capacity		
	Riferimento - Reference			∅		mm					kg x1	N°	kg
	CA 4RP	LT 50 16 40	GIPI 4 RP3/RP6 GIPI 4 RPZ3/RPZ6	50	16,5	12,5	52,5	102	80	25	500	10	9,3
	CA 4 R	LT 70 20 40	GIPI 4 R3/R6 GIPI 4 RZ3/RZ6	70	20,5	15	72	143	100	25	1200	6	12,9
	CA 4 RM	LT 12 30 40	GIPI 6 RM3/RM6 GIPI 6 RMZ3/RMZ6	120	20,5	30	104	248	160	40	1800	1	12

Carrelli in acciaio decentrati per portoni a libro

- I Decentered steel carriage for folding doors
- UK Dezentrale Stahlrollapparate fuer Schiebe und Falttüeren
- D Chariot pour portes pliantes et coulissantes décentré
- F Carros de acero bicromatado o inoxidable para puertas correderas y plegables con agujero lateral
- E Тележка стальная для складных и сдвижных ворот
- RUS

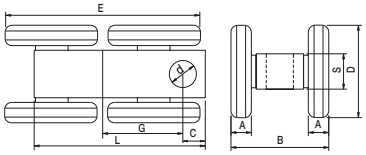

Tipo Type	Articolo - Article		Abbinabile Combining	D	d	A	B	E	L	G	C	S	Portata Capacity		
	Riferimento - Reference			∅		mm							kg x1	N°	kg
	CA 4RPD	LT 50 16 4D	GIPI 4 RP3/RP6 GIPI 4 RPZ3/RPZ6	50	16,5	12,5	52,5	102	100	43	18	25	500	10	10
	CA 4RD	LT 70 20 4D	GIPI 4 R3/R6 GIPI 4 RZ3/RZ6	70	20,5	15	72	143	125	60	15	25	1200	6	13,9
	CA 4RMD	LT 12 30 4D	GIPI 6 RM3/RM6 GIPI 6 RMZ3/RMZ6	120	20,5	30	104	248	190	90	20	40	1800	1	12,2

Carrelli in nylon centrali per portoni scorrevoli e a libro

- I Central nylon carriage for sliding and folding doors
- UK Zentral aus Nylon Rollapparate fuer Schiebe und Falttüeren
- D Chariot pour portes pliantes et coulissantes centré
- F Carros bicromatado con ruedas de nylon y cojinete con agujero central
- E Тележка с нейлоновыми роликами для складных и сдвижных ворот
- RUS

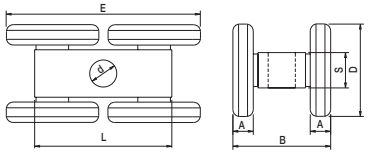

Tipo Type	Articolo - Article		Abbinabile Combining	D	d	A	B	E	L	S	Portata Capacity		
	Riferimento - Reference			∅		mm					kg x1	N°	kg
	CA 4RPN	LP 50 16 40		50	16,5	15	54	102	80	22	240	10	5,3
	CA 4RN	LP 70 20 40	GIPI 4 R3/R6 GIPI 4 RZ3/RZ6	70	20,5	19	72	143	100	30	350	6	7,2

Carrelli in nylon decentrati per portoni scorrevoli e a libro

- I Carriage for sliding and folding gates
- UK Dezentrale aus Nylon Rollapparate fuer Schiebe und Falttüeren
- D Chariot pour portes pliantes et coulissantes décentré
- F Carros bicromatado con ruedas de nylon y cojinete con agujero lateral
- E Тележка с нейлоновыми роликами для складных и сдвижных ворот
- RUS

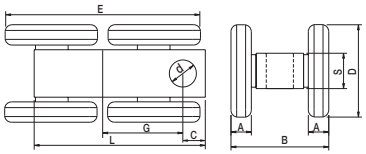

Tipo Type	Articolo - Article		Abbinabile Combining	D	d	A	B	E	L	G	C	S	Portata Capacity		
	Riferimento - Reference			∅		mm							kg x1	N°	kg
	CA 4RN PD	LP 50 16 4D		50	16	15	54	102	100	43	18	22	240	10	5,3
	CA 4RN D	LP 70 20 4D	GIPI 4 R3/R6 GIPI 4 RZ3/RZ6	70	20	19	71	145	125	60	15	30	350	6	7,8

Perni per portoni scorrevoli

I Pins for sliding doors
UK Bolzen fuer Shiebe Tüeren
D Pivot pour portes pliantes et coulissantes
F Eje mediano para puerta corredera
E Болт для складных и сдвижных ворот
RUS

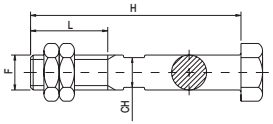

Articolo - Article		FxL	H	CH	
Riferimento - Reference		UNI	mm		N°
P 110	IT 16 11 L0	M 16 X 40	110	13	30	7
P 120	IT 20 12 L0	M 20 X 45	120	15	20	8,1

Perni per portoni a libro

I Pins for folding doors
UK Führungseinheiten mittel und groß
D Plaque de guidage réglable - moyenne et grande
F Placas regulables en altura con 4 rodillos guía mediana y grande
E Болт для складных и сдвижных ворот
RUS

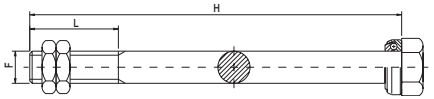

Articolo - Article		FxL	H	
Riferimento - Reference		UNI	mm	N°
P 16/210	IT 16 21 L0	M 16 x 60	210	10	4,1
P 16/260	IT 16 26 L0	M 16 x 60	260	10	4,8
P 20/250	IT 20 25 L0	M 20 x 60	250	10	7,3
P 20/280	IT 20 28 L0	M 20 x 60	280	10	8
P 20/300	IT 20 30 L0	M 20 x 60	300	10	8,7
P 20/320	IT 20 32 L0	M 20 x 60	320	10	9

Guida per portoni scorrevoli e a libro

I Guide for sliding and folding doors
UK Schiene fuer Schiebe-und Falttüeren
D Guide pour portes pliantes et coulissantes
F Guía para puerta corredera y plegable
E Направляющая для складных и сдвижных ворот
RUS

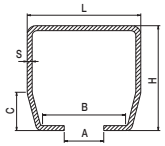

Tipo Type	Articolo - Article		Abbinabile Combining	L	H	A	B	C	S	Portata Capacity	Finitura Description	Fasci Sheafs	
	Riferimento - Reference			mm						x1		ML	
	GIPI 4 RP 3	BG 70 60 03	CA 4 RP-PD	70	60	22	53	25	3,5	500	Grezzo da ML 3	96	545
	GIPI 4 RP 6	BG 70 60 00		70	60	22	53	25	3,5		Grezzo da ML 6	192	1092
	GIPI 4 RPZ 3	BZ 70 60 03		70	60	22	53	25	3,5		Zincato da ML 3	96	545
	GIPI 4 RPZ 6	BZ 70 60 00		70	60	22	53	25	3,5		Zincato da ML 6	192	1092
	GIPI 4 R 3	BG 92 85 03	CA 4 R-D CA 4 RN-ND	92	85	33	73	30	4	1050	Grezzo da ML 3	54	470
	GIPI 4 R 6	BG 92 85 00		92	85	33	73	30	4		Grezzo da ML 6	108	916
	GIPI 4 RZ 3	BZ 92 85 03		92	85	33	73	30	4		Zincato da ML 3	54	470
	GIPI 4 RZ 6	BZ 92 85 00		92	85	33	73	30	4		Zincato da ML 6	108	916
	GIPI 6 RM 3	BG 14 14 03	CA 4 RM CA 4 RMD	136	143	38	105	55	6	2000	Grezzo da ML 3	45	1020
	GIPI 6 RM 6	BG 14 14 06		136	143	38	105	55	6		Grezzo da ML 6	90	2034
	GIPI 6 RMZ 3	BZ 14 14 03		136	143	38	105	55	6		Zincato da ML 3	45	1020
	GIPI 6 RMZ 6	BZ 14 14 06		136	143	38	105	55	6		Zincato da ML 6	90	2034

Supporto per fissaggio a parete regolabile in altezza

I Wall-fixing bracket height adjustable
UK Höhenverstellbare Winkelbefestigung
D Support de fixation à réglable en hauteur mur
F Escudras regulables para atornillar a pared con suportes guía GIPI regulable en altura
E Кронштейн регулируемый по высоте крепеж в стену
RUS

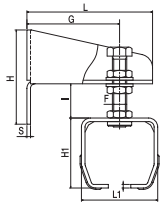

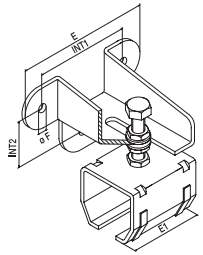

Articolo - Article		L	L1	H	H1	G min/max	I min/max	S	E	E1	F	øF	Int.1	Int.2	Abbinabile Combining	
Riferimento - Reference		mm														N°
32 P	ST 85 75 RH	140	85	110	75	52/115	0/35	4	175	100	M 16	12	125	60	GIPI 4 RP/RPZ	8	15
32 G	ST 10 10 RH	140	108	110	105	58/115	0/35	4	175	100	M 16	12	125	60	GIPI 4 R/RZ	8	25
32 M	ST 10 15 RH	180	158	110	166	50/150	0/75	6	175	130	M 20	12	125	60	GIPI 6 RM/MZ	4	16

Supporto di giunzione

I Joint support bracket
UK Verbindungsmuffe
D Support de jonction
F Soporte de union
E Кронштейн соединительный
RUS

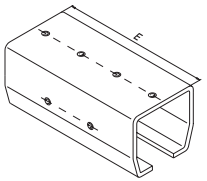

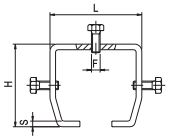

Articolo - Article		L	H	S	E	F	Abbinabile Combining	
Riferimento - Reference		mm						N°
31 P	ST 85 75 G0	83	74	4	180	M 8	GIPI 4 RP/RPZ	8	14,8
31 G	ST 10 10 G0	106	103	4	200	M 8	GIPI 4 R/RZ	6	16,6
31 M	ST 16 16 G0	158	166	6	250	M 8	GIPI 6 RM/MZ	2	12

Supporto a soffitto per guida piccola

I Ceiling bracket for small guide
UK Deckenmuffe fuer kleine Schiene
D Support au plafond pour rail petit modèle
F Soporte de techo para atornillar guía GIPI pequeña
E Кронштейн потолочный для малой направляющей
RUS

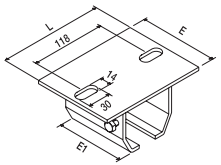

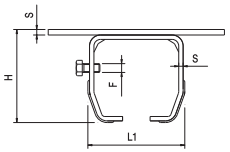

Articolo - Article		L	L1	H	S	E	E1	F	Abbinabile Combining	
Riferimento - Reference		mm						UNI		N°
33 P	ST 16 12 00	160	85	83	4	100	100	M 8	GIPI 4 RP/RPZ	10	17,6

Supporto a soffitto per guida grande

- (I) Ceiling bracket for large guide
- (UK) Deckenmuffe fuer grosse Schiene
- (D) Support au plafond pour rail grand modèle
- (F) Suporte de techo para atornillar guía GIPI grande
- (E) Кронштейн потолочный для большой направляющей
- (RUS)

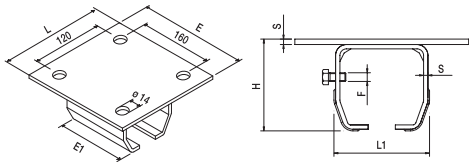



Articolo - Article		L	L1	H	S	E	E1	F	Abbinabile Combining		
Riferimento - Reference		mm						UNI		N°	
33 G	ST 16 20 00	160	108	110	4	200	100	M 8	GIPI 4 R/RZ	4	10,6

Supporto lungo o per doppia guida per supporti piccoli o grandi

- (I) Double guide support bracket
- (UK) Doppel Winkelbefestigung
- (D) Support double guide
- (F) Escudra larga para atornillar a pared o para doble guía
- (E) Кронштейн длинный для двойной направляющей
- (RUS)

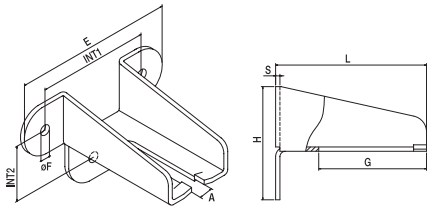

Articolo - Article		L	H	G	A	S	E	øF	Int.1	Int.2		
Riferimento - Reference		mm									N°	
34/140	ST 14 60 00	140	110	100	17	4	175	12	125	60	10	8,4
34/180	ST 18 60 00	180	110	135	17	4	175	12	125	60	8	8,3
34/240	ST 24 60 00	240	110	195	17	4	175	12	125	60	6	8,3
35/240	ST 24 60 01	240	110	195	17	5	175	12	125	60	6	9,6
35/240 M	ST 24 60 21	240	110	195	20	5	175	12	125	60	6	9,6
34/300	ST 30 60 00	300	110	135	17	4	175	12	125	60	8	14
34/400	ST 40 60 00	400	110	135	17	4	175	12	125	60	6	14
34/450	ST 45 60 00	450	110	135	17	4	175	12	125	60	6	16

Supporto regolabile ad L per guide art. 58

- (I) New support braket for art. 58 guide
- (UK) Winkelbefesigung fur art. 58 Schiene
- (D) Support guide pour rail art. 58
- (F) Escuadra a L para art. 58 guía
- (E) Регулируемая опорная стойка для направляющей 58
- (RUS)

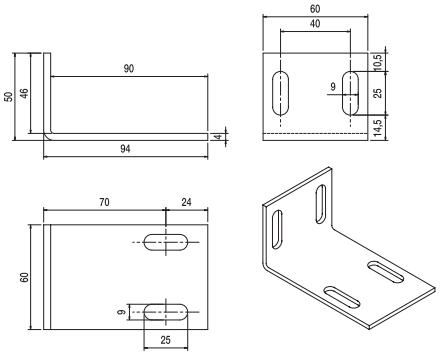

Articolo - Article			
Riferimento - Reference		N°	
P 83	PT 50 94 00	10	2,3

Supporto guida GIPI regolabile in altezza

- (I) GIPI guide support, adjustable in height
- (UK) Höhenverstellbare Schienenbefestigung
- (D) Support de rail GIPI réglable en heuteur
- (F) Suportes guía GIPI reguleble en altura
- (E) Кронштейн направляющей, регулируемый по высоте
- (RUS)

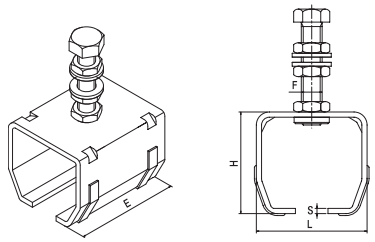

Articolo - Article		L	H	S	E	F	Abbinabile Combining		
Riferimento - Reference		mm						N°	
39 P	ST 85 75 RG	85	78	4	100	M 16x75	GIPI 4 RP/RPZ	16	19,5
39 G	ST 10 10 RG	108	105	4	100	M 16x75	GIPI 4 R/RZ	10	15
39 M	ST 16 16 RG	158	166	6	160	M 20x90	GIPI 6 RM/RMZ	4	12,8

Attacco canalina per art. 71/Z

- (I) Bracket for 71/Z
- (UK) Haltewinkelbefestigung für 71/Z
- (D) Support pour 71/Z
- (F) Supporte para guía art. 71/Z
- (E) Кронштейн направляющей
- (RUS)

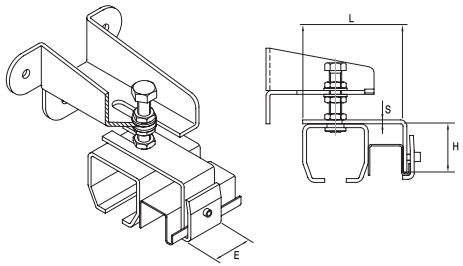



Articolo - Article		L	H	S	E	Abbinabile Combining		
Riferimento - Reference		mm					N°	
70 P	ST 01 35 P0	135	63	5	50	32 P	20	9,6
70 G	ST 01 55 G0	155	74	5	50	32 G	20	11
70 M	ST 24 88 G0	178	107	5	50	32 M	10	7

Canalina per deragliamento ante portone a libro

- (I) Canalina guide for wing derailment for folding doors
- (UK) Fuehrungsschiene fuer Falt-Türen
- (D) Rail pour déviation des portes accordéon
- (F) Guía cincada para desviar hojas della puerta
- (E) Направляющая от смещения для складных ворот
- (RUS)

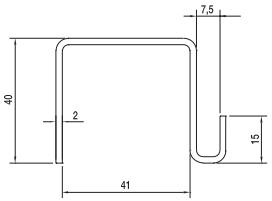

Articolo - Article		Descizione Description	Fasci Sheafs	
Riferimento - Reference			ML	
71 Z	BZ 45 40 00	Zincato da ML 6	240	500

Deviatore per portoni a libro a fissaggio laterale

I Deviatore per portoni a libro a fissaggio laterale
UK Deviator for folding doors
D Kulissenfuehrung
F Guide de déviation pour portes accordéon
E Tope para desviar hojas de puertas plegables con placa con fijación lateral alla guía (atornillar)
RUS Девиатор для складных ворот

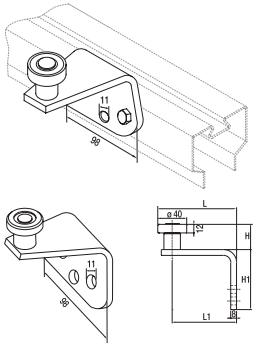

Articolo - Article		H	H1	L	L1		
Riferimento - Reference		mm				N°	
78	DT 30 08 00	35	80	107,5	87,5	8	7,1
78 M	DT 10 06 00	100	60	147,5	127,5	8	10

Deviatore per portoni a libro a fissaggio superiore

I Deviatore per portoni a libro a fissaggio superiore
UK Deviator for folding doors
D Kulissenfuehrung
F Déviation pour portes accordéon
E Tope para desviar hojas de puertas plegables con placa con fijación superior alla guía (atornillar)
RUS Девиатор для складных ворот с креплением сверху

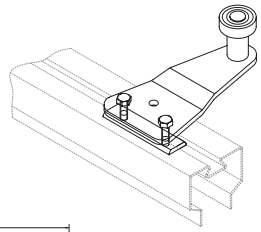



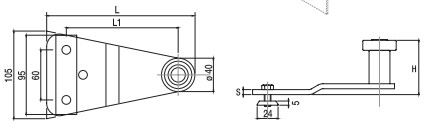

Articolo - Article		H	L	L1	S		
Riferimento - Reference		mm				N°	
78/S	DT 17 13 60	65	170	134	6	10	9
78/SM	DT 20 13 60	113	198,5	162	8	10	9

Aste inferiori manigliate

I Aste inferiori manigliate
UK Lower rod
D Untere Verriegelungs Stange
F Barre inférieure
E Barra inferior con manilla ezquierda o derecha
RUS Ригель нижний

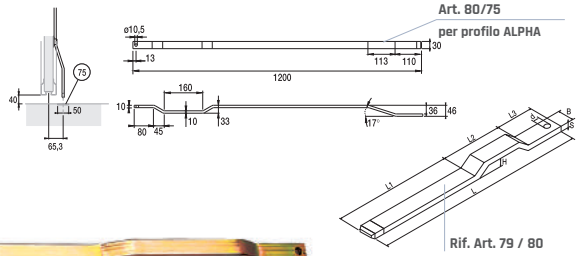

Rif. Art. 79 / 80

Articolo - Article		d	B	S	H	L	L1	L2	L3	Abbinabile Combining		
Riferimento - Reference		∅	mm			ML	mm				N°	
79	FT 25 10 PI	10,5	25	10	25	1,2	870	250	80	97 DX/SX	1	1,3
80	FT 30 10 PI	10,5	30	10	25	1,2	870	250	80	36/95 DX/SX	1	1,5
80/75	FT 30 10 PPI	10,5	30	10	25	1,2	870	250	80	36/95 DX/SX	1	1,5

Aste superiori

I Aste superiori
UK Upper rod
D Obere Verriegelungs Stange
F Barre supérieure
E Barra superior
RUS Ригель верхний



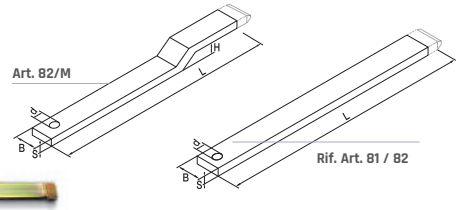

Articolo - Article		d	B	H	S	L	Abbinabile Combining		
Riferimento - Reference		∅	mm			ML		N°	
81	FT 25 10 PS	10,5	25	-	10	4,8	97 DX/SX	1	4,8
82	FT 30 10 PS	10,5	30	-	10	4,8	36/95 DX/SX	1	5,5
82/P	FT 30 10 PP	10,5	30	66,5	10	4,8	36/95 DX/SX	1	5,5
82/G	FT 30 10 PG	10,5	30	77,5	10	4,8	36/95 DX/SX	1	5,5
82/M	FT 30 10 PM	10,5	30	99	10	4,8	36/95 DX/SX	1	5,5

Puntale in zama

I Puntale in zama
UK End element zama
D Endelement zama
F Element terminal zama
E Elementos zama
RUS Наконечник из зама

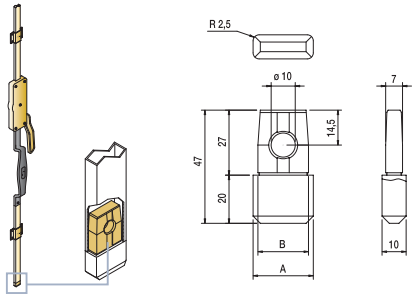

Articolo - Article		A	B		
Riferimento - Reference		mm		N°	
79/25	PT 25 47 ZO	25	21	50	3,3
80/30	PT 30 47 ZO	25	26	50	3,8

Incontro a pavimento per aste

I Incontro a pavimento per aste
UK Floor meeting point for rods
D Verriegelungsblech
F Butée au sol pour barres
E Topes de acero cincado o inoxidable con fijación a suelo para atornillar
RUS Упор напольный для ригеля

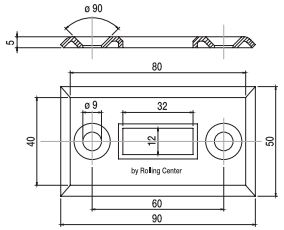

Articolo - Article		Abbinabile Combining		
Riferimento - Reference			N°	
75	PZ 80 40 00	79/80	50	3,6

Scorriasta ad innesto automatico per asta 25x10

- I Scorriasta ad innesto automatico per asta 25x10
- UK 25x10 automatic plugging rod guide
- D Halterung fuer Verriegelungsschiene 25x10
- F Guide coulissant pour fermeture automatique (pour barre 25x10)
- E Corredera para barras de 25x10
- RUS Направляющая для ригеля 25x10

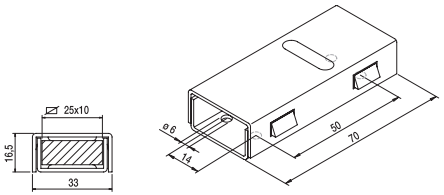

Articolo - Article		Int.		
Riferimento - Reference		mm	N°	
54	PT 33 70 00	14x50	50	4,4

Scorriasta per asta 30x10

- I Scorriasta per asta 30x10
- UK 30x10 rod guide
- D Halterung mit Befestigungblech fuer Verriegelungsschiene
- F Guide coulissant pour barre 30x10
- E Corredera para barras de 30x10 con placa para atornillar
- RUS Направляющая для ригеля 30x10

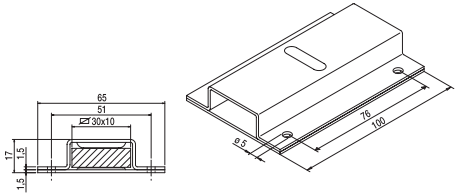

Articolo - Article		Int.		
Riferimento - Reference		mm	N°	
37	PT 65 10 00	51x76	50	9,1

Scorriasta chiuso per asta 30x10

- I Scorriasta chiuso per asta 30x10
- UK 30x10 closed rod guide
- D Halterung mit verdeckter Befestigung fuer 30x10 Verriegelungsschiene
- F Guide coulissant fermé pour barre 30x10
- E Corredera cerrada para barras de 30x10
- RUS Направляющая закрытая для ригеля 30x10

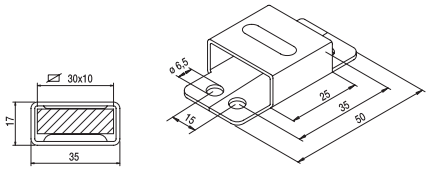

Articolo - Article		Int.		
Riferimento - Reference		mm	N°	
55	PT 50 35 00	15x35	50	2,4

Scorriasta chiuso per asta 25x10

- I Scorriasta chiuso per asta 25x10
- UK 25x10 closed rod guide
- D Halterung mit verdeckter Befestigung fuer 25x10 Verriegelungsschiene
- F Guide coulissant fermé pour barre 25x10
- E Corredera cerrada para barras de 25x10
- RUS Направляющая закрытая для ригеля 25x10

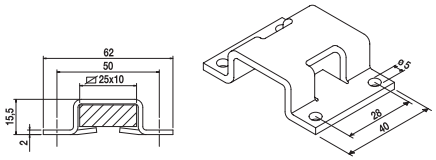



Articolo - Article		Int.		
Riferimento - Reference		mm	N°	
150	PT 10 40 20	28x45	50	2,3

Scorriasta con anima in nylon 151

- I Scorriasta con anima in nylon 151
- UK Rod guide with Nylon core 151
- D Stabführung mit Nylon-kern 151
- F Guide barre avec interieur Nylon 151
- E Corredera con alma en Nylon 151
- RUS Стержень направляющей с нейлоновой сердцевиной 151

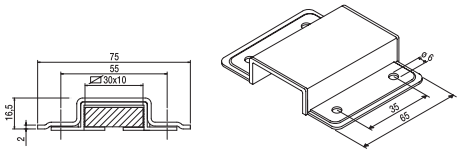

Articolo - Article		Int.		
Riferimento - Reference		mm	N°	
151	PT 78 65 00	35x55	50	5,5

Scorriasta con anima in nylon 152/25

- I Scorriasta con anima in nylon 152/25
- UK Rod guide with Nylon core 152/25
- D Stabführung mit Nylon-kern 152/25
- F Guide barre avec interieur Nylon 152/25
- E Corredera con alma en Nylon 152/25
- RUS Стержень направляющей с нейлоновой сердцевиной 152/25

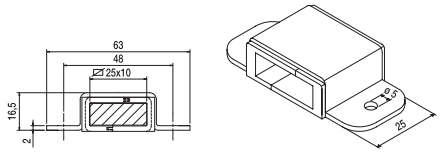



Articolo - Article		Int.		
Riferimento - Reference		mm	N°	
152/25	PT 65 25 00	48	50	2

Scorriasta con anima in nylon 152/30

- I Rod guide with Nylon core 152/30
- UK Stabführung mit Nylon-kern 152/30
- D Guide barre avec interieur Nylon 152/30
- F Corredera con alma en Nylon 152/30
- E Стержень направляющей с нейлоновой сердцевиной 152/30
- RUS

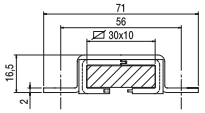

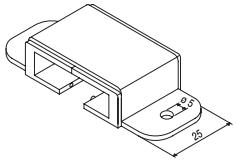



Articolo - Article		Int.		
Riferimento - Reference		mm	N°	
152/30	PT 70 30 00	53	50	2,3

Bandiere deragliamento ante portoni a libro

- I Bander for wings derailment for folding doors
- UK Kurven Kulisse
- D Bande de déraillement
- F Banderas desviadoras de hojas para puerta plegable art. 73 hasta 1 metro art. 74 mas de 1 metro
- E
- RUS Полоса изогнутая для складных ворот

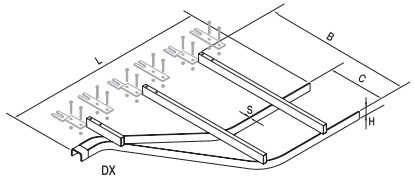

Articolo - Article		B	L	C	H	S	Abbinabile Combining		
Riferimento - Reference				mm				N°	
73 DX	DZ 00 80 00	675	1105	301	40	5	Fino a 1 ML	1	8,3
73 SX	DZ 00 80 S0	675	1105	301	40	5	Fino a 1 ML	1	8,3
74 DX	DZ 01 06 00	990	1470	310	40	5	Oltre 1 ML	1	12
74 SX	DZ 01 06 S0	990	1470	310	40	5	Oltre 1 ML	1	12

Forchetta per fissaggio bandiera su guida piccola complete di viti

- I Fixing fork for derailment on small rail with screws
- UK Befestigung fuer Schienen-Sammlung auf klein. Schienen mit Schrauben
- D Fourchette de fixation bandeau sur rail petit modèle avec vis
- F Pletina para fijar bandera sobre la guía pequeña con tornillos
- E Кронштейн-вилка крепления полосы к малой направляющей на винты
- RUS

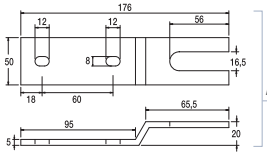

Art. 170 P

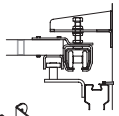

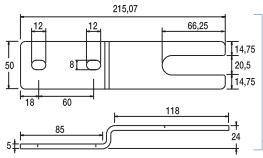

Art. 170 M

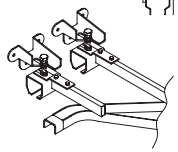

Articolo - Article		Abbinabile Combining		
Riferimento - Reference			N°	
170 P	DZ 40 17 P0	GIPI 4RP/PZ	24	5,5
170 M	DZ 50 21 P0	GIPI 6RM/Z	24	5,5

Forchetta per fissaggio bandiera su guida grande complete di viti

- I Lower galvanized guide for folding doors ml. 6 bars.
- UK Bodenlaufschiene fuer Falttüren aus Stahl, verzinkt - Stangen Länge 6 ml
- D Rail inférieur zingué pour porte accordéon en barre de 6ml
- F Pletina para fijar bandera sobre la guía grande con tornillos
- E Кронштейн-вилка крепления полосы к большой направляющей на винты
- RUS

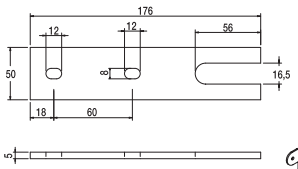

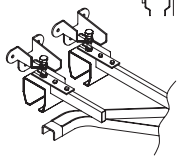

Articolo - Article		Abbinabile Combining		
Riferimento - Reference			N°	
170 G	DZ 40 17 D0	GIPI 4R/RZ	24	5,5

Cariglione piccolo dx-sx per asta 25x10

- I Small right/left lock for 25x10 rod
- UK Triebriegel Rechts-Links 25x10
- D Poignée de fermeture droite/gauche pour barre 25x10
- F Cremonas de acero bicromatado o inoxidable para barra 25x10
- E Ручка поворотная ригелей 25x10 левая/правая
- RUS

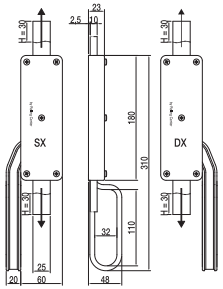

Articolo - Article			
Riferimento - Reference		N°	
97 SX	AT 00 97 0S	5	4,3
97 SX V	AN 00 97 0S	5	4,3
97 DX	AT 00 97 0D	5	4,3
97 DX V	AN 00 97 0D	5	4,3

Cariglione dx-sx per asta 30x10

- I Right/left lock for 30x10 rod
- UK Triebriegel Rechts-Links 30x10
- D Poignée de fermeture droite/gauche pour barre 30x10
- F Cremonas de acero bicromatado o inoxidable para barra 30x10
- E Ручка поворотная ригелей 30x10 левая/правая
- RUS

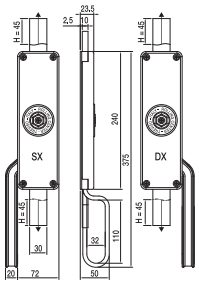

Articolo - Article			
Riferimento - Reference		N°	
36 SX	AT 00 36 1S	15	21
36 SX V	AN 00 36 1S	15	21
36 DX	AT 00 36 1D	15	21
36 DX V	AN 00 36 1D	15	21

Cariglione dx-sx per asta 30x10 predisposto per serratura

- (UK) Preseted key opening - right/left lock for 30x10 rod
- (D) Triebriegel Rechts-Links 30x10 schloss fuer Schlüssel
- (F) Poignée de fermeture droite/gauche pour barre 30x10 pour serrure
- (E) Cremonas de acero bicromatado o inoxidable preparado para serradura para barra 30x10 sin llave
- (RUS) Ручка поворотная ригелей 30x10 левая/правая для замка с ключом

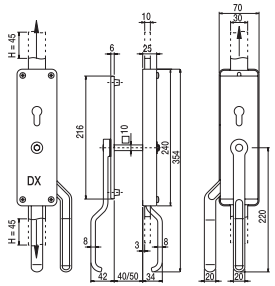

Articolo - Article			
Riferimento - Reference		N°	
95 SX	AT 00 95 CS	2	3,9
95 SX V	AN 00 95 CS	2	3,9
95 DX	AT 00 95 CD	2	3,9
95 DX V	AN 00 95 CD	2	3,9

Guida inferiore zincata per portoni a libro barre da 6 ml

- (UK) Lower galvanized guide for folding doors ml. 6 bars.
- (D) Bodenlaufschiene fuer Falttüren aus Stahl, verzinkt - Stangen Länge 6 ml
- (F) Rail inférieur zingué pour porte accordéon en barre de 6ml
- (E) Guía inferior galvanizada para empotrar puerta plegable
- (RUS) Рельс нижний оцинк для складных ворот 6 м

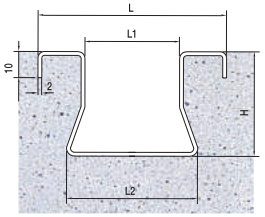

Articolo - Article		L	H	L1	L2	Descizione Description	Fasci Sheafs	
Riferimento - Reference		mm					ML	
38/30	BZ 81 50 06	81	50	31	50	Zincato da ML 6	192	600
38/40	BZ 95 60 06	95	60	41,5	60	Zincato da ML 6	192	680

Carrello a 3 ruote in nylon per portoni a libro

- (UK) 3 wheel carriage in nylon
- (D) Wagen mit 3 Rädern aus Nylon
- (F) Chariot à 3 roues en nylon
- (E) Carros con tres ruedas de nylon de 1 coijenete para puerta plegable
- (RUS) Тележка с 3 нейлоновыми роликами

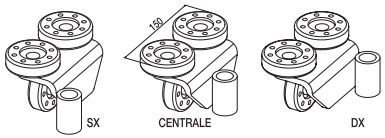

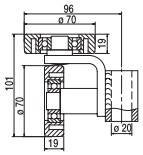

Articolo - Article		Portata Capacity		
Riferimento - Reference		x1	N°	
193	LP 70 70 30	300	10	16,8
193 DX	LP 70 70 3D	300	10	16,8
193 SX	LP 70 70 3S	300	10	16,8

Guida zincata asolata per carrello 193 DX-SX

- (UK) Guide for carriage 193 DX-SX for folding doors
- (D) Fuehrungsschiene fuer 3 Räederwagen 193 DX-SX
- (F) Guide pour chariot 193 DX-SX (porte accordéon)
- (E) Guía para carro 193 DX-SX para puertas plegables
- (RUS) Направляющая для тележки 193/DX/SX для складных ворот

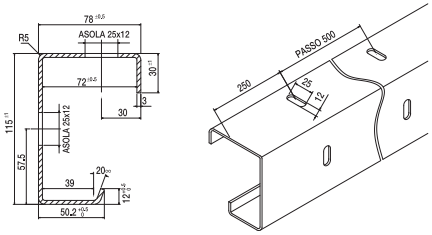

Articolo - Article		Descizione Description	Fasci Sheafs	
Riferimento - Reference			ML	
WALL Z6	BZ 78 11 A0	Zincato da ML 6	108	708

SILVESTRO il carrello per copri/scopri centine camion

- (UK) SILVESTRO the carriage for cover/uncover truck's rib
- (D) Rollenfuehrung mit Befestigungsblech SILVESTRO
- (F) SILVESTRO, le chariot pour rideaux à coulissement horizontal
- (E) SILVESTRO, el carro para techos de camion
- (RUS) SILVESTRO, тележка для сдвижных горизонтальных шторок грузовиков

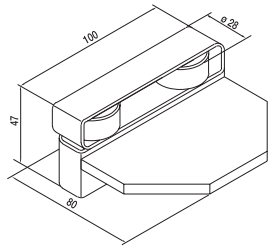

Articolo - Article			
Riferimento - Reference		N°	
SILVESTRO	LT 29 80 40	30	18,5

Guida per carrello SILVESTRO per centine scopribili

- (UK) Guide for SILVESTRO carriage for truck's rib
- (D) Fuehrungsschiene SILVESTRO
- (F) Guide pour le chariot SILVESTRO
- (E) Guía para carro SILVESTRO
- (RUS) Направляющая для тележки SILVESTRO

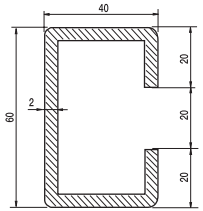

Articolo - Article		Descizione Description	Fasci Sheafs	
Riferimento - Reference			ML	
65	BZ 40 60 00	Zincato da ML 6,8	68	190

Easy & SMART

IL NUOVO KIT PER PORTONI LEGGERI

Scoprite i vantaggi della migliore soluzione sul mercato

Dall'esperienza e dalla qualità Rolling Center nasce EASY&SMART, la nuova linea di componenti per portoni leggeri scorrevoli e a libro con luce di apertura fino a 3000mm.

UK

Discover the advantages of the best solution on the market
From the experience and quality of Rolling Center EASY&SMART was born, the new line of components for lightweight doors up to 3000mm opening.

D

Entdecken Sie die Vorteile der besten Lösung auf dem Markt. Aus der Erfahrung und Qualität von Rolling Center entspringt EASY&SMART, die neue Linie von Beschlägen für leichte Tore bis 3000mm Öffnung.

F

Découvrez les avantages de la meilleure solution sur le marché. D'après l'expérience et la qualité de Rolling Center voici EASY&SMART, la nouvelle ligne de composants pour des portes légères jusqu'à 3000mm de passage.

E

Descubre las ventajas de la mejor solución en el mercado. De la experiencia y calidad de Rolling Center nació EASY&SMART, la nueva línea de componentes para puertas ligeras hasta 3000mm de pasaje.

RUS

Преимущество и лучшие решение на рынке. Опыт и качество Rolling center рождает Easy & smart новая линия для дверей облегченных раздвижных и » гормошковых» дверей со светом, при открытие, до 3000 мм.

Facile

Il montaggio del portone non è più un problema. Dovrete solo assemblare i singoli componenti che vi saranno forniti su misura ed in kit.

UK Easy The mounting of the door is no longer a problem. You just have to assemble the individual accessories components that will be provided tailor-made and in kit form.

D Einfach Die Montage der Tür ist nicht länger ein Problem. Sie müssen nur die einzelnen Beschläge montieren, die Ihnen maßgeschneidert und im Kit zur Verfügung gestellt werden.

F Facile Le montage de la porte n'est plus un problème. Vous avez juste à assembler les accessoires individuels qui seront fournis sur mesure et en kit.

E Fácil El montaje de la puerta ya no es un problema. Sólo tiene que montar los accesorios individuales que serán proporcionados a la medida y bajo forma de kit.

RUS Простота Сборка дверей больше не проблема. нужно собрать одиночные составляющие которые находится в комплекте.

Veloce

Il disegno con i singoli componenti richiesti vi permetterà di ottimizzare i tempi di assemblaggio del portone senza errori.

UK Fast The technical drawing provided, with the individual components required, will allow you to optimize the time of assembly of the door without errors.

D Schnell Die mitgelieferte technische Zeichnung mit den einzelnen erforderlichen Beschlägen ermöglicht es Ihnen, die Zeit zu optimieren und die Montage des Tores fehlerlos durchzuführen.

F Rapide Le dessin avec les accessoires individuels nécessaires vous permettra d'optimiser le temps de montage de la porte sans erreurs.

E Rápida El diseño técnico de los accesorios individuales necesarios le permitirá optimizar el tiempo de montaje de la puerta y sin errores.

RUS Скорость Рисунки по сборке разрешают вам оптимизировать время по сборке дверей без ошибок.

Disponibile in KIT!

Vi verrà fornito tutto quello che vi serve per realizzare il vostro portone industiale su misura, fino alle dimensioni di 3.000 x 3.000mm.

UK Available in KIT! You will be provided with everything you need to achieve your industrial door tailored to the size of max. 3000x3000mm.

D Vollständig Es wird Ihnen alles bereitgestellt, was Sie brauchen, um Ihr maßgeschneidertes Tor zu montieren, bis zu einer Größe von 3000 x 3000mm.

F Disponible en KIT! Vous recevrez tout le nécessaire pour réaliser votre porte industrielle sur mesure jusqu'à la taille maximale de 3000x3000mm.

E Completa Se le proporcionará todo lo necesario para alcanzar su puerta industrial hecha a la medida con tamaño max de 3.000x3.000mm.

RUS Составляющие комплекта Вам будут отправлены все составляющие для быстрой сборки индустриальных дверей \по размеру\ в пределах от 3000\3000 мм

Economico

I Tutto è tagliato e forato a misura, niente più sfridi o perdite di tempo per il taglio dei profili!

UK Economic: Everything is cut and drilled to size, no more material waste or loss of time for the cutting of profiles!

D Günstig: Alles wird schon nach Maß geschnitten und gebohrt mitgeliefert.Sie vermeiden jeglichen Zeitverlust beim Zuschneiden der Profile und jeglichen Abfall!

F Économique: Tout est coupé et percé à la taille, plus de déchets ou de perte de temps pour le coupage de profils!

E Económica: Todo ya se encuentra cortado y perforado a la medida, no tendrá más residuos o pérdida de tiempo con el corte de perfiles!

RUS Экономия времени Больше не теряйте времени на резку профиля и его сверление, все профиля уже полностью готовы к сборке

Resistente

I È un portone con uno spessore di 40mm, adatto alle diverse esigenze di chiusura richieste dal mercato.

UK Resistant: It is a door with a thickness of 40mm, suitable for the different needs of closure required by the market.

D Widerstandsfähig: Das 40mm dicke Tor eignet sich für die unterschiedlichsten Bedürfnisse der Verriegelung, die im Markt erforderlich sind.

F Résistant: Une porte d'une épaisseur de 40mm, adapté aux différentes exigences de clôture requises par le marché.

E Resistente: Una puerta industrial con un espesor de 40mm, adecuados para las diferentes necesidades de cierre requeridas por el mercado.

RUS Устойчивость к износу Двери толщенной в 40 мм со специальным запорным механизмом ,лучшим на рынке

Certificato

I Il portone EASY&SMART ha superato i test(*) richiesti dalla normativa UNI EN 12444 e UNI EN 12424 che regola la marcatura CE per portoni (resistenza al vento CLASSE 2). (*) se fornito completo di pannello.

UK Certificate The industrial door EASY&SMART has passed all tests(*) required by the regulations governing the CE mark for gates UNI EN 12444 and UNI EN 12424 (wind resistance CLASS 2). (*) only if supplied complete with panel.

D Zertifiziert: Das Tor EASY&SMART hat alle erforderlichen und vorschriftsmäßigen Prüfungen(*) zur CE-Kennzeichnung für Tore UNI EN 12444 und UNI EN 12424 bestanden (Windbeständigkeit WINDKLASSE 2). (*) Nur bei montierter Füllung.

F Certifié: La porte EASY&SMART a passé tous les tests(*) requis par les règlements régissant le marquage CE pour les portes UNI EN 12444 et UNI EN 12424 (résistance au vent CLASSE 2). (*) Si elle est fournie complète avec panneau.

E Certificada: La puerta industrial EASY&SMART ha pasado todas las pruebas(*) exigidas por la normativa que regula el marcado CE para las puertas industriales UNI EN 12444 e UNI EN 12424 (resistencia al viento CLASE 2). (*) Solamente si suministrada completa con los paneles.

RUS Сертифицировано Двери Easy&mart прошли тест который соответствует нормативам UNI CN 12444 и UNI CN 12424 Имеет маркировку CE для дверей \стойкость к ветру классе 2\.

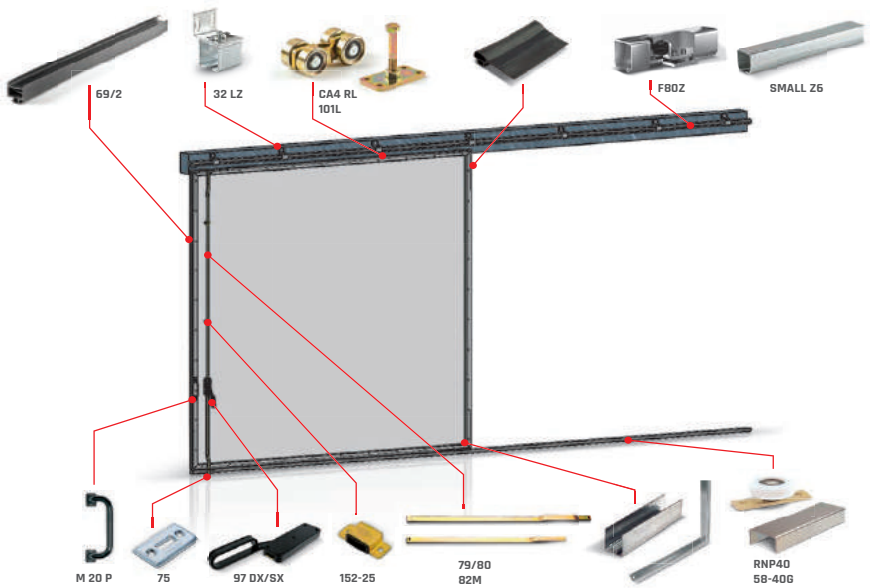

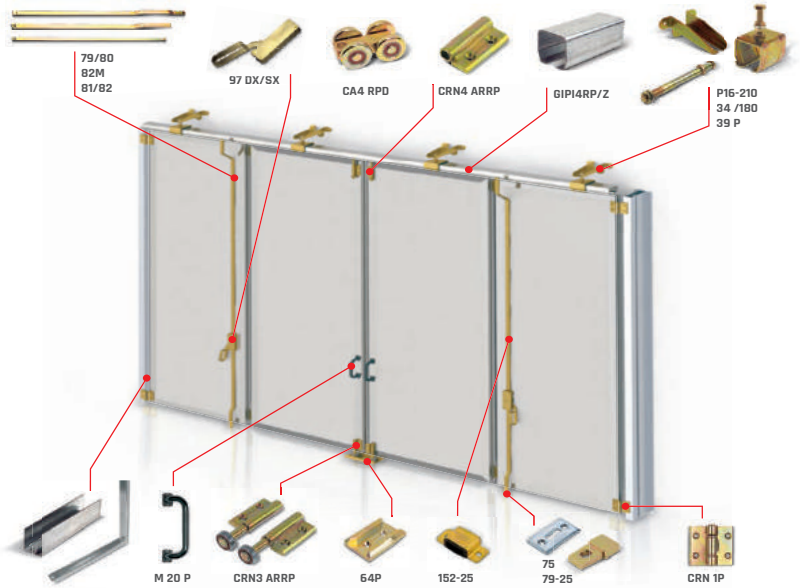

Carrelli in acciaio centrali per portoni scorrevoli e a libro

UK Central steel carriages for sliding and folding doors
D Zentral, Stahlrollappparate fuer Schiebe und Falttüeren
F Chariot pour portes pliantes et coulissantes centré
E Carros de acero bicromatado o inoxidable con agujero centrado, para puerta corredera y plegable
RUS Тележка стальная для складных и сдвижных ворот

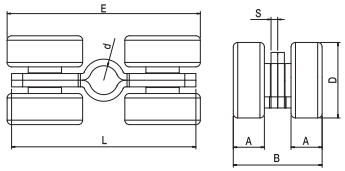

Tipo Type	Articolo - Article		D	d	A	B	E	L	S	Portata Capacity		
	Riferimento - Reference		∅		mm					x1	N°	
	CA 4RL	LT 34 12 40	34	13	14	40	87	83	3	230	20	7,7

Carrelli in nylon centrali per portoni scorrevoli e a libro

UK Central nylon carriage for sliding and folding doors
D Zentral aus Nylon Rollapparate fuer Schiebe und Falttüeren
F Chariot pour portes pliantes et coulissantes centré
E Carros bicromatado con ruedas de nylon y cojinete con agujero central
RUS Тележка с нейлоновыми роликами для складных и сдвижных ворот

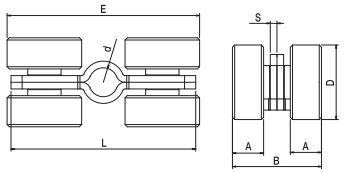

Tipo Type	Articolo - Article		D	d	A	B	E	L	S	Portata Capacity		
	Riferimento - Reference		∅		mm					x1	N°	
	CA4 RLN	LP 34 12 40	34	13	14	40	87	83	3	200	20	7

Guida per portoni scorrevoli e a libro

UK Guide for sliding and folding doors
D Schiene fuer Schiebe-und Falttüeren
F Guide pour portes pliantes et coulissantes
E Guía para puerta corredera y plegable
RUS Направляющая для складных и сдвижных ворот

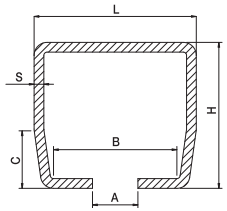

Tipo Type	Articolo - Article		Abbinabile Combining	L	H	A	B	C	S	Portata Capacity	Descrizione Description	Fasci Sheafs	
	Riferimento - Reference			mm						x1		ML	
	SMALL Z 6	BZ 50 45 00	LT 34 12 40	50	45	15	40	21	3	350	Zincata	192	700,8
	SMALL G 6	BG 50 45 00	LP 34 12 40	50	45	15	40	21	3	350		192	700,8

Piastra di fissaggio perno carrello e regolazione in altezza

UK Height adjustable pin for carriage fastening
D Hoehevertellbare Befestigungsplatte fuer Wagen Stifte
F Plaque de fixation axe-chariot réglable en hauteur
E Placa de fijación con regulacion en altura para carro
RUS Пластина крепежная для оси тележки, регулируемая по высоте

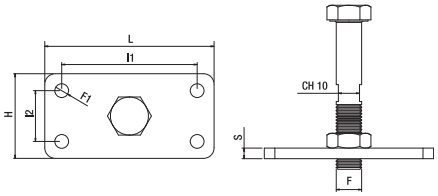

Articolo - Article		L	H	S	F	F1	l1xl2		
Riferimento - Reference		mm						N°	
101 L	PT 80 40 50	80	40	5	M12x70	Ø 6,5	64x24	20	3,86
101 L/130	PT 80 40 51	80	40	5	M12x130	Ø 6,5	64x24	20	5

Supporto per fissaggio a parete regolabile in altezza

UK Wall-fixing bracket height adjustable
D Höhenverstellbare Winkelbefestigung
F Support de fixation à réglable en hauteur mur
E Escudras regulables para atornillar a pared con suportes guía GIPI regulable en altura
RUS Кронштейн регулируемый по высоте крепеж в стену

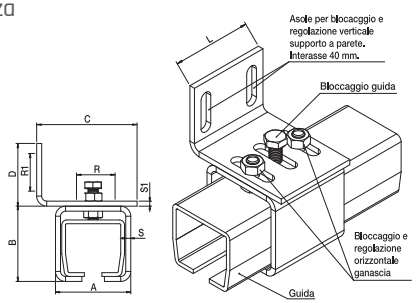

Articolo - Article		A	B	C	D	L	S/S1	R/R1		
Riferimento - Reference		mm							N°	
32 LZ	SZ 60 60 RH	60	60	80	50	60	4	30	10	5,9

Supporto per fissaggio a soffitto per guida small

UK Waal-fixing bracket for small guide
D Deckenbefestigung für kleine Führung
F Support de fixation au plafon pour petite guide
E Soporte para fisaje de techo para guía pequeña
RUS Поддержка для крепления к потолку для управления "small"

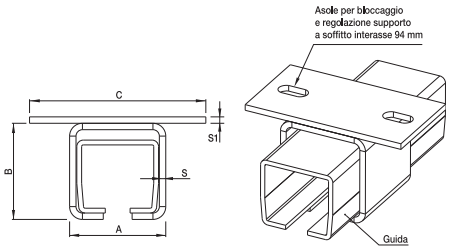

Articolo - Article		A	B	C	S/S1		
Riferimento - Reference		mm				N°	
32 SZ	SZ 60 13 SH	60	60	130	4	8	6

Cerniere in acciaio piccole, perno ø 12, a 2 ali di mezzeria per portoni a libro

- UK Small steel hinge, pin ø 12, for folding doors with two centre-line wings
- D 2 - Flügel - Scharnier (mitte), ø 12 Stift
- F Charnière centrale à 2 côtés en acier - petit modèle, axe ø 12
- E Bisagra central en acero con 2 alas, pierno ø 12
- RUS Петля центральная двойная стальная малая

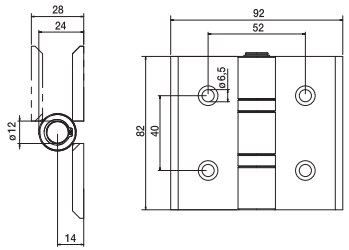

Tipo Type	Articolo - Article		Portata Capacity		
	Riferimento - Reference		x1	N°	
	CRN 1L PIANA	ET 00 08 11	80	10	4,9

Carrello piccolo a 2 ruote con piastra per teloni e pareti mobili

- UK Small 2 wheels carriage with plates for tarpaulin and movable walls
- D Klein 2-Räder Wagen mit Platten für Decken und bewegliche Wände
- F Petit chariot à 22 roues avec plaques pour des bâches et des cloisons mobiles
- E Carretilla pequeña de 2 ruedas con planchas para tendal y paredes muebles
- RUS Тележка малая с пластиной с двумя колесами для занавеса и подвижной перегородки

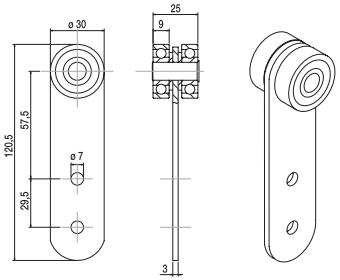

Articolo - Article			
Riferimento - Reference		N°	
185 A	LZ 00 30 2P	50	7,9

Guida per carrello piccolo a 2 ruote

- UK Small 2-wheels carriage guide
- D Kleine 2-Räder Wagen Schiene
- F Guide pour petit chariot à deux roues
- E Manual para carretilla pequeña de dos ruedas
- RUS Двухколесная направляющая для малой тележки

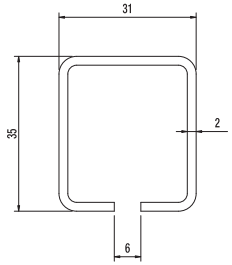

Articolo - Article		Descizione Description	Fasci Sheafs	
Riferimento - Reference			ML	
185 AG	BZ 35 31 06	Zincato da ML 6	60	120

Carrello piccolo - medio - grande a 2 ruote con perno per monorotaia

- UK Small/medium/big carriage 2 wheels with pin for monorail
- D Klein - mittel und groß Laufwagen fuer Ein-Schiene mit 2 Räedern und Gewindebolze
- F Chariot monorail à 2 roues avec axe, petit, moyen, grand
- E Carros pequeño, mediano y grande con 2 ruedas con rodamiento para monorail con eje
- RUS Тележка 2-х роликовая с осью для подвесных ворот мал средняя большая

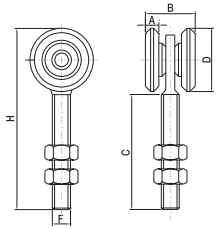

Articolo - Article		D	A	B	H	FxC	Materiale Material	Portata Capacity		
Riferimento - Reference		∅	mm					x1	N°	
2 RC F	LZ 00 24 2F	24	6	25	62	M 8x35	Acciaio	40	100	7,1
2 RCF ZN	LZ P0 24 2F	24	6	25	62	M 8x35	Plastica	40	100	7,1
2 RB	LZ 00 45 2F	42	9	33	115	M 12X60	Acciaio	150	40	13,4
2 RB ZN	LZ P0 45 2F	42	9	33	115	M 12X60	Plastica	150	40	13,4
2 RA	LZ 00 55 2F	55	11	41	150	M 20x77	Acciaio	170	10	8

Carrello piccolo - medio - grande a 4 ruote con perno per monorotaia

- (UK) Small/medium/big carriage 4 wheels with pin for monorail
- (D) Klein - mittel und groß Laufwagen fuer Ein-Schiene mit 4 Räedern und Gewindebolze
- (F) Chariot monorail à 4 roues avec axe, petit, moyen, grand
- (E) Carros pequeño, mediano y grande con 4 ruedas con rodamiento para monorail con eje
- (RUS) Тележка 4-х роликовая с осью для подвесных ворот, мал, средняя, большая

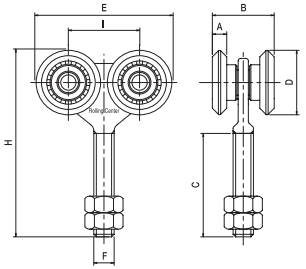

Articolo - Article		D	A	B	E	H	I	FxC	Mat. Mat.	Portata Capacity		
Riferimento - Reference		∅	mm							x1	N°	
4 RC F	LZ 00 24 4F	24	6	25	62	61	28	M 8x35	Acciaio	110	50	6,9
4 RC FN	LZ P0 24 4F	24	6	25	62	61	28	M 8x35	Plastica	100	50	6,9
4 RB	LZ 00 45 4F	42	9	33	93	115	50	M 12X60	Acciaio	180	20	9,8
4 RB ZN	LZ P0 45 4F	40	9	33	91	115	50	M 12X60	Plastica	180	20	9,8
4 RA	LZ 00 55 4F	55	11	41	150	150	60	M 20x77	Acciaio	200	10	12,3

Carrello piccolo per monorotaia a 2 ruote con supporto

- (UK) Small carriage with 2 wheels and support for monorail
- (D) Klein Ein-Schienen Laufagen mit 2 Räedern
- (F) Petit chariot coulissant sur monorail à 2 roues avec support
- (E) Carro pequeño con soporte y 2 ruedas con rodamiento para monorail
- (RUS) Тележка малая 2-х роликовая с кронштейном для подвесных ворот

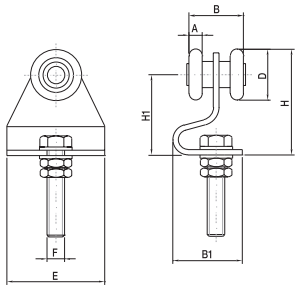

Articolo - Article		D	A	B	B1	H	H1	E	F	Mat. Mat.	Portata Capacity		
Riferimento - Reference		∅	mm								x1	N°	
2 RC	LZ 00 24 2P	24	6	25	36	46	35	46	M 8x35	Acciaio	40	50	6,6
2 RC ZN	LZ P0 24 2P	24	6	25	36	46	35	46	M 8x35	Plastica	40	50	6,6

Carrello piccolo per monorotaia a 4 ruote con supporto

- (UK) Small carriage with 4 wheels and support for monorail
- (D) Klein Ein-Schienen Laufagen mit 4 Räedern und Befestigung
- (F) Petit chariot coulissant sur monorail à 4 roues avec support
- (E) Carro pequeño con soporte y 4 ruedas con rodamiento para monorail
- (RUS) Тележка малая 4-х роликовая с кронштейном для подвесных воро

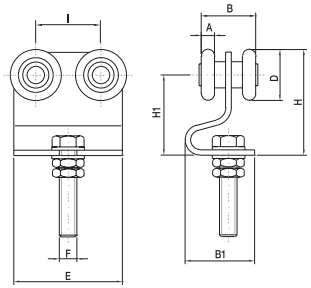

Articolo - Article		D	A	B	B1	H	H1	I	E	F	Mat. Mat.	Portata Capacity		
Riferimento - Reference		∅	mm									x1 N°		
4 RC	LZ 00 24 4P	24	6	25	36	46	35	30	46	M 8x35	Acciaio	60	40	7,7
4 RC ZN	LZ P0 24 4P	24	6	25	36	46	35	30	46	M 8x35	Plastica	50	40	7,7

Carrello piccolo per monorotaia a 4 ruote con supporto a 1/2 luna

- (UK) Small 1/2 moon carriage with 4 wheels and support for monorail
- (D) Laufwagen ausgestanzten Befestigungsblech
- (F) Petit chariot pour monorail à 4 roues avec support demi-lune
- (E) Carro pequeño con 4 ruedas de rodamiento con soporte a medialuna regulable en altura para monorail
- (RUS) Тележка малая 4-х роликовая с полукруглым кронштейном для монорельса

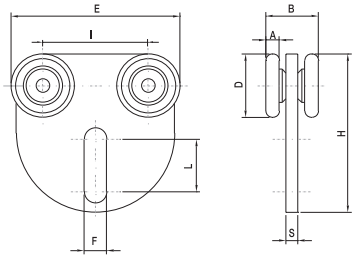

Articolo - Article		D	A	B	H	I	S	E	F	L	Mat. Mat.	Portata Capacity		
Riferimento - Reference		∅	mm									x1	N°	
4 RC/ML	LZ 00 24 4M	24	6	25	62	40	4	62	8,5	28	Acciaio	110	50	8,8
4 RC/ML ZN	LZ P0 24 4M	24	6	25	62	40	4	62	8,5	28	Plastica	100	50	8,8

Carrello 4 ruote a mezzaluna con piastre appoggio

- (UK) 4-wheels carriage with plate
- (D) 4-Räder Wagen Schiene mit Stützplatten
- (F) Chariot croissant avec 4 roues avec plaque d'appui
- (E) Carretilla 4 ruedas de media luna con planchas soporte
- (RUS) Четырёхколесная направляющая с опорными пластинами

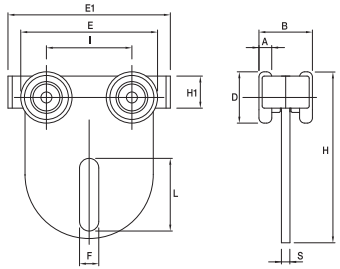

Articolo - Article		D	A	B	H	H1	I	S	E	E1	F	L	Mat. Mat.	Portata Capacity		
Riferimento - Reference		∅	mm											x1	N°	
4 RC/ML P	LZ 01 24 4M	24	6	25	62	16	40	4	62	78	8,5	28	Acciaio	100	50	8,8
4 RC/ML PN	LZ P1 24 4M	24	6	25	62	16	40	4	62	78	8,5	28	Plastica	100	50	8,8

Carrello 2 ruote in resina acetalica nera con piastra piccola o forata grande zincato bianco

- (UK) 2-wheels carriage in black acetal resin with small or perforated plate white galvanized
- (D) Großer, weißer, verzinkter 2-Räder Kunstharz Wagen mit kleiner oder ausgebohrte Platte
- (F) Chariot zigué blanc avec 2 roues en résine acetalicque noir avec plaque petite ou grande plaque percée
- (E) Carretilla 2 ruedas de resina acetálica con plancha pequeña o agujereada grande galvanización blanca
- (RUS) Двухколесная направляющая ацеталь черные пластины с малым или большим перфорированные оцинкованные белый

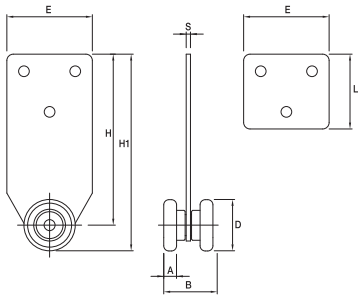



Articolo - Article		D	A	B	H	H1	S	E	L		
Riferimento - Reference		∅	mm							N°	
2RCP ZN	LZ P1 24 2P	24	6	25	82	93	2	40	34	40	7
2RCPG ZN	LZ P2 24 2P	24	6	25	82	93	2,5	28	45	40	7

Carrello 2 ruote con piastra forata zincato bianco

I 2-wheels carriage with perforated plate white galvanized
UK Weißer, verzinkter 2-Räder Wagen mit ausgebohrte Platte
D Chariot zingué blanc avec 2 roues avec plaque percée
F Carretilla 2 ruedas con plancha agujereada galvanización blanca
E Тележка 2-колесная с белой перфорированной пластиной
RUS

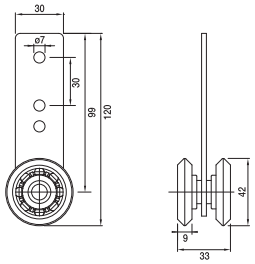

Articolo - Article		
Riferimento - Reference		N°
2 RB P	LZ 01 45 2P	40 12

Carrello medio per monorotaia a 4 ruote con piastra

I Medium carriage with four wheels and plate for monorail
UK Laufwagen mit 4 Rollen und Befestigungsblech
D Chariot moyen pour monorail à 4 roues avec plaque
F Carro mediano con placa y rodamiento para monorail (soldar)
E Тележка средняя 4-х роликовая с кронштейном для монорельса
RUS

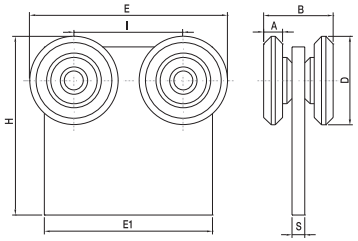

Articolo - Article		D	A	B	H	I	S	E	E1	Portata Capacity	N°	
Riferimento - Reference		∅	mm							x1	N°	
4 RB P	LZ 00 45 4P	42	9	33	85	51	8	93	80	180	20	11,7

Monorotaie - grezze - zincate per carrelli

I Black - galvanised monorail for carriages
UK Roh, verzinkt Einsfüehrunschiene fuer Rollapparatg
D Monorail noir ou zingué pour chariot
F Guías monorail natural o cincado para carros
E Монорельс черный или оцинкованный для тележки
RUS

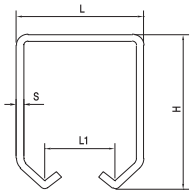

Tipo Type	Articolo - Article		Abbinabile Combining	L	L1	H	S	Descrizione Description	Fasci Sheafs	
	Riferimento - Reference			mm					ML	
	80 G	BG 33 35 00	2 RC / 2 RCF 4 RC / 4 RCF 4 R MLLINA	33	20	34	2	Grezzo da ML 6	600	1008
	80 Z	BZ 33 35 00		33	20	34	2	Zincato da ML 6	600	1008
	81 G	BG 42 56 00	2 RB / 2RBZN 4 RB / 4 RBP 4 RBZN	42	22	54	2,5	Grezzo da ML 6	336	1061
	81 Z	BZ 42 56 00		42	22	54	2,5	Zincato da ML 6	336	1061
	82 G	BG 56 71 00	2 RA 4 RA	57	30	67	3	Grezzo da ML 6	216	1036
	82 Z	BZ 56 71 00		57	30	67	3	Zincato da ML 6	216	1036

Fermo di fine corsa per monorotaia

I Travel stop for monorail sliding gates
UK Torendanschlag für Einzelschein
D Butée de fin de course pour portail coulissant
F Topes de final de carrera para correderas para soldar
E Тормоз для раздвижных ворот с одной направляющей
RUS

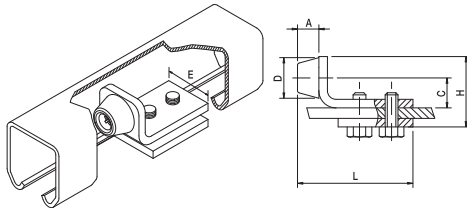

Articolo - Article		D	L	H	A	C	E	Abbinabile Combining	N°	
Riferimento - Reference		∅	mm						N°	
F 80 Z	FZ 55 25 R0	19	55	35	10	14	25	80 G/Z - 81 G/Z	20	2,5
F 82 Z	FZ 30 50 R0	30	72	55	12	25	46	82 G/Z	20	5

Supporto universale a parete per fissaggio e regolazione monorotaie

I Universal wall support for monorail fixing and adjusting
UK Standard Wand-Befestigung fuer Mono-Schienen Einstellung
D Support à mur universel pour fixation et réglage mono rail
F Soporte universal para atornillar a pared regulable en altura para monorail
E Кронштейн в стену универсальный для крепления и регулировки монорельса
RUS

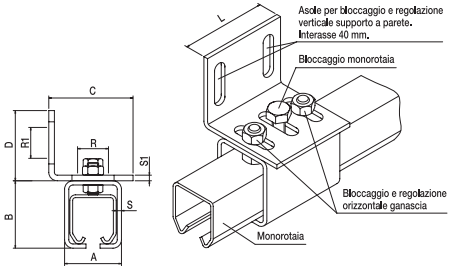

Articolo - Article		A	B	C	D	L	S	S1	R/R1	Asole	Abbinabile Combining	N°	
Riferimento - Reference		mm										N°	
P 80 Z	SZ 50 60 R0	40,5	48	60	50	60	3	4	55	8,5x30	80 G/Z	10	4
P 81 Z	SZ 50 70 R0	51,5	71	70	50	60	4	4	22	8,5x30	81 G/Z	10	6
P 82 Z	SZ 50 80 R0	67,5	86	80	50	60	4	4	22	8,5x30	82 G/Z	8	5,6

Supporto universale a soffitto per fissaggio e regolazione monorotaie

I Standard ceiling support for monorail fixing and adjustment
UK Standard Deckel-Befestigung fuer Mono-Schienen Einstellung
D Support plafond universel pour fixation et réglage mono rail
F Soporte universal para atornillar a techo regulable en anchura para monorail
E Кронштейн в потолок универсальный для крепления и регулировки монорельса
RUS

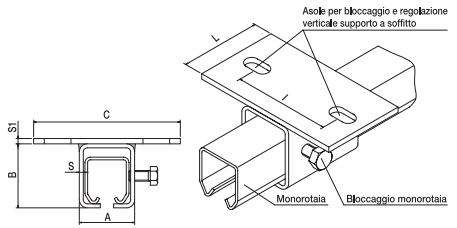

Articolo - Article		A	B	C	L	S	S1	I	Asole	Abbinabile Combining	N°	
Riferimento - Reference		mm									N°	
S 80 Z	SZ 60 11 S0	40,5	48	110	60	3	4	74	10,5x20	80 G/Z	10	4,5
S 81 Z	SZ 60 12 S0	51,5	71	120	60	4	4	84	10,5x20	81 G/Z	10	6,5
S 82 Z	SZ 60 13 S0	67,5	86	130	60	4	4	94	10,5x20	82 G/Z	8	6

Supporto di giunzione per monorotaia

- I Supporto di giunzione per monorotaia
- UK Support bracket for single guide
- D Befestigung für Einzelschein
- F Support de jonction pour monorail
- E Soporte de articulación para monovía
- RUS Регулируемая опорная стойка для одной направляющей

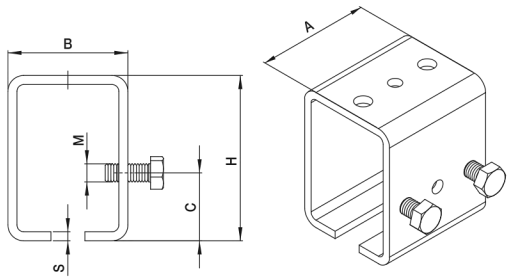

Articolo - Article		A	B	C	H	S	M	Abbinabile Combining		
Riferimento - Reference		mm							N°	
G 80 Z	SZ 48 20 G0	60	40,5	24	48	3	M8	80 G/Z	10	2,1
G 81 Z	SZ 70 52 G0	60	51,5	30	71	4	M8	81 G/Z	10	4
G 82 Z	SZ 86 66 G0	60	67,5	40	86	4	M8	82 G/Z	8	4